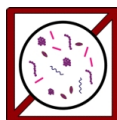
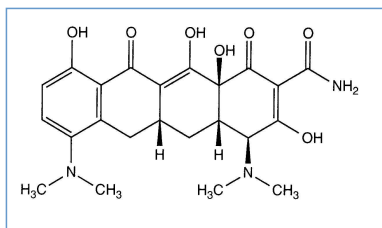


# Stabilis



## Minocycline hydrochloride



Noms commerciaux

Minocin

Etats Unis d'Amérique



### Stabilité des solutions

PVC		0,1 mg/ml	24°C	?	7			263
PVC		0,1 mg/ml	4°C	?	7			263



### Stabilité en mélange

PVC		0,1 mg/ml	24°C	?	Rifampicin : 0,1 mg/ml	8		263
PVC		0,1 mg/ml	4°C		Rifampicin : 0,1 mg/ml	72		263


























































### Facteur influençant la stabilité

				1415
				301
				263



## Compatibilités

			
		Minocycline hydrochloride : 0.2 mg/ml Allopurinol sodium : 3 mg/ml	 307
		Minocycline hydrochloride : 0.2 mg/ml Amifostine : 10 mg/ml	 3
		Minocycline hydrochloride : 0.2 mg/ml Aztreonam : 40 mg/ml	 99
		Minocycline hydrochloride Calcium gluconate	3644
		Minocycline hydrochloride : 0.2 mg/ml Cisatracurium besylate : 0.1 >> 5 mg/ml	 299
		Minocycline hydrochloride : 0.2 mg/ml Docetaxel : 0.9 mg/ml	 1754
		Minocycline hydrochloride Erythromycin lactobionate	3674
		Minocycline hydrochloride : 0.2 mg/ml Etoposide phosphate : 5 mg/ml	 1410
		Minocycline hydrochloride : 0.2 mg/ml Filgrastim : 30 µg/ml	 244
		Minocycline hydrochloride : 0.2 mg/ml Fludarabine phosphate : 1 mg/ml	 492
		Minocycline hydrochloride : 0.2 mg/ml Gemcitabine hydrochloride : 10 mg/ml	 1423
		Minocycline hydrochloride : 0.2 mg/ml Granisetron hydrochloride : 0.05 mg/ml	 182
		Minocycline hydrochloride : 0.2 mg/ml Heparin sodium : 1 UI/ml	RL 1228
		Minocycline hydrochloride : 50 mg/ml Hydrocortisone sodium succinate : 1 mg/ml	RL 1228
		Minocycline hydrochloride : 0.2 mg/ml Melphalan : 0.1 mg/ml	 169
		Minocycline hydrochloride : 0.2 mg/ml	 1415
		Minocycline hydrochloride : 1 mg/ml	 4440
		Minocycline hydrochloride : 0.2 mg/ml Heparin sodium : 1 UI/ml	  1228
		Minocycline hydrochloride : 50 mg/ml Hydrocortisone sodium succinate : 1 mg/ml	  1228
		Minocycline hydrochloride : 0.2 mg/ml Hydromorphone hydrochloride : 0.2 mg/ml	 405
		Minocycline hydrochloride : 0.2 mg/ml Linezolid : 2 mg/ml	∅ 1925
		Minocycline hydrochloride : 0.2 mg/ml Magnesium sulfate : 16.67 >> 100 mg/ml	 1047
		Minocycline hydrochloride Mitomycin	4471
		Minocycline hydrochloride Mitomycin	3128

		Minocycline hydrochloride Morphine sulfate		3531
		Minocycline hydrochloride : 0.2 mg/ml Morphine sulfate : 1 mg/ml		405
		Minocycline hydrochloride : 0.2 mg/ml Pemetrexed disodium : 20 mg/ml		1953
		Minocycline hydrochloride : 0.2 mg/ml Pethidine hydrochloride : 10 mg/ml		405
		Minocycline hydrochloride : 1 mg/ml Piperacillin sodium / tazobactam : 40/5 mg/ml		81
		Minocycline hydrochloride : 50 mg/ml Potassium chloride : 40 mEq/l	RL	1228
		Minocycline hydrochloride : 50 mg/ml Potassium chloride : 40 mEq/l		1228
		Minocycline hydrochloride : 0.2 mg/ml Propofol : 10 mg/ml		300
		Minocycline hydrochloride : 0.2 mg/ml Remifentanyl hydrochloride : 25 & 250 µg/ml		59
		Minocycline hydrochloride : 0,1 mg/ml Rifampicin : 0,1 mg/ml		263
		Minocycline hydrochloride : 0.2 mg/ml Sargramostim : 10 µg/ml		335
		Minocycline hydrochloride : 0,4 mg/ml Sulbactam/durlobactam : 15/15 mg/ml		4801
		Minocycline hydrochloride : 0.2 mg/ml Teniposide : 0.1 mg/ml		905
		Minocycline hydrochloride : 0.2 mg/ml Thiotepa : 1 mg/ml		249
		Minocycline hydrochloride : 0.2 mg/ml Vinorelbine tartrate : 1 mg/ml		84
		Minocycline hydrochloride : 0.2 mg/ml		301



## Voie d'administration



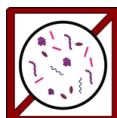
## Bibliographie

	Type	Source
3	Revue	Trissel LA, Martinez JF. Compatibility of amifostine with selected drugs during simulated Y-site administration. Am J Health-Syst Pharm 1995 ; 52: 2208-2212.
59	Revue	Trissel LA, Gilbert DL, Martinez JF, Kim MC. Compatibility of remifentanyl hydrochloride with selected drugs during simulated Y-site administration. Am J Health-Syst Pharm 1997 ; 54: 2192-2196.

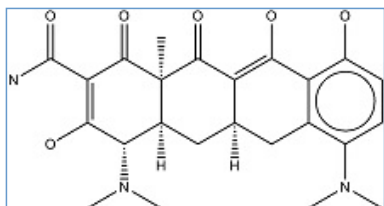
81	Revue	Trissel LA, Martinez JF. Compatibility of piperacillin sodium plus tazobactam with selected drugs during simulated Y-site injection. Am J Hosp Pharm 1994 ; 51: 672-678.
84	Revue	Trissel LA, Martinez JF. Visual, turbidimetric, and particle-content assessment of compatibility of vinorelbine tartrate with selected drugs during simulated Y-site injection. Am J Hosp Pharm 1994 ; 51: 495-499.
99	Revue	Trissel LA, Martinez JF. Compatibility of aztreonam with selected drugs during simulated Y-site administration. Am J Health-Syst Pharm 1995 ; 52: 1086-1090.
169	Revue	Trissel LA, Martinez JF. Physical compatibility of melphalan with selected drugs during simulated Y-site administration. Am J Hosp Pharm 1993 ; 50: 2359-2363.
182	Revue	Trissel LA, Gilbert DL, Martinez JF. Compatibility of granisetron hydrochloride with selected drugs during simulated Y-site administration. Am J Health-Syst Pharm 1997 ; 54: 56-60.
244	Revue	Trissel LA, Martinez JF. Compatibility of filgrastim with selected drugs during simulated Y-site administration. Am J Hosp Pharm 1994 ; 51: 1907-1913.
249	Revue	Trissel LA, Martinez JF. Compatibility of thiotepa (lyophilized) with selected drugs during simulated Y-site administration. Am J Health-Syst Pharm 1996 ; 53: 1041-1045.
263	Revue	Pearson SD, Trissel LA. Stability and compatibility of minocycline hydrochloride and rifampicin in intravenous solutions at various temperatures. Am J Hosp Pharm 1993 ; 50: 698-702.
299	Revue	Trissel LA, Martinez JF, Gilbert DL. Compatibility of cisatracurium besylate with selected drugs during simulated Y-site administration. Am J Health-Syst Pharm 1997 ; 54: 1735-1741.
300	Revue	Trissel LA, Gilbert DL, Martinez JF. Compatibility of propofol injectable emulsion with selected drugs during simulated Y-site administration. Am J Health-Syst Pharm 1997 ; 54: 1287-1292.
301	Revue	Trissel LA, Gilbert DL, Martinez JF, Baker MB, Walter WV, Mirtallo JM. Compatibility of parenteral nutrient solutions with selected drugs during simulated Y-site administration. Am J Health-Syst Pharm 1997 ; 54: 1295-1300.
307	Revue	Trissel LA, Martinez JF. Compatibility of allopurinol sodium with selected drugs during simulated Y-site administration. Am J Hosp Pharm 1994 ; 51: 1792-1799.
335	Revue	Trissel LA, Bready BB, Kwan JW, Santiago NM. Visual compatibility of sargramostim with selected antineoplastic agents, anti-infectives, or other drugs during simulated Y-site injection. Am J Hosp Pharm 1992 ; 49: 402-406.
405	Revue	Nieves-Cordero AL, Luciw HM, Souney PF. Compatibility of narcotic analgesic solutions with various antibiotics during simulated Y-site injection. Am J Hosp Pharm 1985 ; 42: 1108-1109.
492	Revue	Trissel LA, Parks NPT, Santiago NM. Visual compatibility of fludarabine phosphate with antineoplastic drugs, anti-infectives, and other selected drugs during simulated Y-site injection. Am J Hosp Pharm 1991 ; 48: 2186-2189.
905	Revue	Trissel LA, Martinez JF. Screening teniposide for Y-site physical incompatibilities. Hosp Pharm 1994 ; 29: 1010-1017.

1047	Revue	Souney PF, Colucci RD, Mariani G, Campbell D. Compatibility of magnesium sulfate solutions with various antibiotics during simulated Y-site injection. Am J Hosp Pharm 1984 ; 41: 323-324.
1228	Revue	Allen LV, Stiles ML. Compatibility of various admixtures at Y-injection sites of intravenous administration sets. Part2. Am J Hosp Pharm 1981 ; 38: 380-381.
1410	Revue	Trissel LA, Martinez JF, Simmons M. Compatibility of etoposide phosphate with selected drugs during simulated Y-site injection. J Am Pharm Assoc 1999 ; 39: 141-145.
1415	Revue	Trissel L.A, Gilbert D.L, Martinez J.F, Baker M.B, Walter W.V, Mirtallo J.M. Compatibility of medications with 3-in-1 parenteral nutrition admixtures. JPEN 1999 ; 23: 67-74.
1423	Revue	Trissel LA, Martinez JF, Gilbert DL. Compatibility of gemcitabine hydrochloride with 107 selected drugs during simulated Y-site injection. J Am Pharm Assoc 1999 ; 39: 514-518.
1754	Revue	Trissel LA, Gilbert DL, Wolkin AC. Compatibility of docetaxel with selected drugs during simulated Y-site administration. Int J Pharm Compound 1999 ; 3: 241-244.
1925	Revue	Trissel LA , Williams KY, Gilbert DL. Compatibility screening of linezolid injection during simulated Y-site administration with other drugs and infusion solutions. J Am Pharm Assoc 2000 ; 40: 515-519.
1953	Revue	Trissel LA, Saenz CA, Ogundele AB, Ingram DS. Physical compatibility of pemetrexed disodium with other drugs during simulated Y-site administration. Am J Health-Syst Pharm 2004 ; 61: 2289-2293.
3128	Laboratoire	Mitomycine (Amétycine®) - Résumé Caractéristiques du Produit Prostrakan 2013
3531	Laboratoire	Morphine sulphate 10 mg/mL injection BP – Summary of Product Characteristics Wockhardt 2014
3644	Laboratoire	Calcium gluconate® - Summary of Product Characteristics Hameln Pharmaceuticals 2010
3674	Laboratoire	Erythromycin lactobionate - Summary of Product Characteristics PanPharma 2016
4440	Revue	Omotani S, Aoe M, Esaki S, Nagai K, Hatsuda Y, Mukai J, Teramachi H, Myotoku M. Compatibility of Intravenous Fat Emulsion with Antibiotics for Secondary Piggyback Infusion. Ann Nutr Metab 2018 ; 73: 227-233.
4471	Laboratoire	Amétycine 10 mg poudre pour solution injectable - Résumé des caractéristiques du produit - Oct 10, 2019 Kyowa Kirin Pharma 2019
4801	Revue	Ruiz V, Yuwei Shen Y, Abouelhassan Y, Fouad A, Nicolau D, Kuti J. Physical compatibility of sulbactam/durlobactam with select intravenous drugs during simulated Y-site administration. Am J Health-Syst Pharm 2024 ;51,1:

# Stabilis



## Minocycline hydrochloride



### Stabilité des préparations

		1500 mg ® = ? (Fagron)	SyrSpend SF PH4® >> 150 ml	2-8°C		90			3846
		1500 mg ® = ? (Fagron)	SyrSpend SF PH4® >> 150 ml	20-25°C		90			3846



### Bibliographie

	Type	Source
3846	Revue	Polonini HC, Silva SL, Cunha CN, Brand?o MAF, Ferreira AO. Compatibility of cholecalciferol, haloperidol, imipramine hydrochloride, levodopa/carbidopa, lorazepam, minocycline hydrochloride, tacrolimus monohydrate, terbinafine, tramadol hydrochloride and valsartan in SyrSpend® SF PH4 oral suspensions. Pharmazie 2016 71: 185?191.



# Dictionnaire

 Antibiotique	 Injectable
 Noms commerciaux	 Stabilité des solutions
 Contenant	 Molécule
 Concentration	 Température
 Conservation	 Durée de stabilité
 Biosimilaire	 Données conflictuelles
 Bibliographie	 Polyvinyl chlorure
 NaCl 0,9% ou glucose 5%	 Non précisée
 Jour	 Stabilité en mélange
 Solvant	 Molécule
 Chlorure de sodium 0,9%	 Heure
 A l'abri de la lumière	 Facteur influençant la stabilité
 Nutrition parentérale (mélange ternaire)	 Provoque
 Dégradation	 Nutrition parentérale (mélange binaire)
 Augmentation	 Compatibilités
 Changement de couleur à 4 heures	 Incompatible
 Changement de couleur	 Glucose 5%
 Compatible	 Incompatibilité non précisée
<b>RL</b> Ringer lactate	 Instabilité de l'émulsion immédiate
 Précipitation immédiate	 Changement de couleur après 1 heure
 Aucun	 Instabilité chimique
 Voie d'administration	 Perfusion intraveineuse
 Intramusculaire	 Bibliographie
 Solution buvable	 Stabilité des préparations
 Origine	 Excipient
 Flacon plastique	 Poudre
 Dictionnaire	