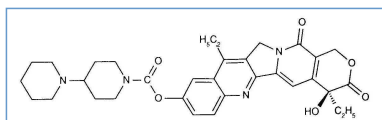


Stabilis



Irinotecan



Tradename

Asinib	Mexico
Axinotecan	Germany
Campto	Austria, Belgium, Croatia, Denmark, Finland, France, Great Britain, Greece, Hungary, India, Iran, Ireland, Italy, Japan, Luxembourg, Malaysia, Morocco, Netherlands, Norway, Poland, Portugal, Republic of South Africa, Spain, Sweden, Switzerland, Thailand, Tunisia, Turkey, United Arab
Camptosar	Brazil, Canada, United States of America
Irinoliquid	Austria
Irnocam	Brazil



Stability in solutions

		0,02 mg/ml	25°C		1			1617
		0,02 mg/ml	25°C		24			1617
		14,3 mg/ml	25°C		28			2671
		mg/ml	30°C		28			3129
		mg/ml	30°C		3			3129
		mg/ml	5°C		28			3129
		0,4 >> 2,8 mg/ml	2-8°C		28			2241
		0,4 >> 2,8 mg/ml	25°C		28			2241
		mg/ml	30°C		28			3129
		mg/ml	30°C		3			3129
		mg/ml	5°C		28			3129
		1 mg/ml	2-8°C		84			3670



Stability of mixtures

		0,5 mg/ml	20°C-25°C	?	Palonosetron hydrochloride : 25 µg/ml	4		1976
		0,31 >> 0,65 mg/ml	23°C	?	Folinate calcium : 0,23 >> 0,95 mg/ml	0.5		2340



Factors which affect stability

				1918 1920 1921 2143 2241
	pH < 6			1617



Compatibility

		Irinotecan Epirubicin hydrochloride 2168
		Irinotecan : 2 mg/ml Fluorouracil : 25 mg/ml
		Irinotecan : 0,31 >> 0,65 mg/ml Folinate calcium : 0,23 >> 0,95 mg/ml
		Irinotecan : 0,34 >> 0,35 mg/ml Folinate calcium : 3,55 >> 3,67 mg/ml
		Irinotecan : 0.32 mg/ml Folinate calcium : 3.6 mg/ml
		Irinotecan : 0.30 >> 0.59 mg/ml Folinate calcium : 0.27 >> 0.94 mg/ml
		Irinotecan : 5 mg/ml Gemcitabine hydrochloride : 10 mg/ml
		Irinotecan : 0,2 mg/ml Levofolinate calcium : 0,2 mg/ml
		Irinotecan : 1,5 mg/ml Levofolinate calcium : 1,5 mg/ml
		Irinotecan : 1 mg/ml Oxaliplatin : 0,5 mg/ml
		Irinotecan : 1 mg/ml Palonosetron hydrochloride : 50 µg/ml
		Irinotecan : 1 mg/ml Pemetrexed disodium : 20 mg/ml



Route of administration















































References

	Type	Publication
1423	Journal	Trissel LA, Martinez JF, Gilbert DL. Compatibility of gemcitabine hydrochloride with 107 selected drugs during simulated Y-site injection. J Am Pharm Assoc 1999 ; 39: 514-518.
1617	Journal	Li WY, Koda RT. Stability of irinotecan hydrochloride in aqueous solutions. Am J Health-Syst Pharm 2002 ; 59: 539-544.
1662	Journal	Trissel LA, Saenz CA, Ingram DS, Ogundele AB. Compatibility screening of oxaliplatin during simulated Y-site administration with other drugs. J Oncol Pharm Practice 2002 ; 8: 33-37.
1918	Journal	Dodds HM, Craik DJ, Rivory LP. Photodegradation of irinotecan (CPT-11) in aqueous solutions : identification of fluorescent products and influence of solution composition. J Pharm Sci 1997 ; 86, 12: 1410-1416.
1920	Journal	Akimoto K, Kaway A, Ohya K et al. Photodegradation reactions of CPT-11, a derivative of camptothecin, part i: chemical structure of main degradation products in aqueous solution. Drug Stability 1996 ; 1: 118-122.
1921	Journal	Akimoto K, Kawai A, Ohya K. Photodegradation reactions of CPT-11, a derivative of camptothecin, part ii: photodegradation behaviour of CPT-11 in aqueous solution. Drug Stability 1996 ; 1: 141-146.
1953	Journal	Trissel LA, Saenz CA, Ogundele AB, Ingram DS. Physical compatibility of pemetrexed disodium with other drugs during simulated Y-site administration. Am J Health-Syst Pharm 2004 ; 61: 2289-2293.
1976	Journal	Trissel LA, Xu QA. Physical and chemical stability of palonosetron hydrochloride with topotecan hydrochloride and irinotecan hydrochloride during simulated Y-site administration. Int J Pharm Compound 2005 ; 9, 3: 238-241.
2027	Journal	Walker SE, Shirley L, Puodziunas A. Simulation of Y-site compatibility of irinotecan and leucovorin at room temperature in 5% dextrose in water in 3 different containers. Can J Hosp Pharm 2005 ; 58: 212-222.
2143	Journal	Dodds HM, Robert J, Rivory LP. The detection of photodegradation products of irinotecan (CPT-11, Campto®, Camptosar®), in clinical studies, using high-performance liquid chromatography/atmospheric pressure chemical ionisation/mass spectrometry. J Pharm Biomed Anal 1998 ; 17: 785-792.
2168	Journal	Ozdemir FA, Anilnert B, Pekin M. Spectrophotometric investigation of the chemical compatibility of the anticancer irinotecan-HCl and epirubicin-HCl in the same infusion solution. Cancer Chemother Pharmacol 2005 ; 56, 5: 529-534.

2241	Journal	Thiesen J, Krämer I. Physicochemical stability of irinotecan injection concentrate and diluted infusion solutions in PVC bags. J Oncol Pharm Practice 2000 ; 6, 3: 115-121.
2340	Journal	Walker S.E, Law S, Puodziunas A. Simulation of Y-Site Compatibility of Irinotecan and Leucovorin at Room Temperature in 5% Dextrose in Water in 3 Different Containers Can J Hosp Pharm 2005 ; 58, 4: 212-222.
2671	Journal	Kaiser J, Thiesen J, Krämer I. Stability of irinotecan-loaded eluting beads (DC Bead) used for transarterial chemoembolization. J Oncol Pharm Practice 2010 ; 16: 53-61.
3129	Manufacturer	Irinotécan (Campto®) – Résumé des caractéristiques du produits Pfizer 2008
3369	Manufacturer	Levofolinate de sodium Medac - Résumé des caractéristiques du produits MEDAC France 2011
3670	Journal	Sewell G, Massimini M. Studies on the stability and compatibility of cytotoxic drug infusion with the Tevadaptor system. EJOP 2014 ; 8, 3: 26-30.
3873	Journal	Tan X, Hu J. Incompatibility between irinotecan and fluorouracil injections Am J Health-Syst Pharm 2016 ; 73:755.



Dictionary

 Anticancer drug	 injection
 Tradename	 Stability in solutions
 Container	 Molecule
 Concentration	 Temperature
 Storage	 Duration of stability
 Biosimilar	 conflicting data
 References	 Glass
 Sodium chloride 0,9%	 Not specified
 Hour	 Glucose 5%
 DC Beads®	 Protect from light
 Day	 Polyvinyl chloride
 NaCl 0,9% or Glucose 5%	 Polyethylene
 Polyolefine	 Stability of mixtures
 Solvent	 Compound
 Factors which affect stability	 Light
 Induces	 Degradation
 Enhanced stability	 Compatibility
 Chemical instability	 Incompatible
 Precipitation after 15 minutes	 Compatible
 Immediate turbidity	 Color change after 4 hours
 Route of administration	 Intravenous infusion
 References	 Dictionary