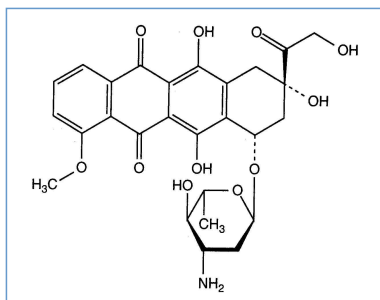


# Stabilis



## Epirubicin hydrochloride



Tradename

Anthracine	Malaysia
Axirubicine	Germany
Bendaepi	Germany
Binarin	Ecuador, Mexico
Crisabon	Argentina
Cuatroepi	Argentina
Ellence	United States of America
Epidoxo	Venezuela
Epifil	Ecuador
Epilem	Colombia, Mexico, Turkey
Epimedac	Germany
Epirubicin	Australia, Austria, Belgium, Denmark, Ecuador, Great Britain, Hungary, Iceland, New Zealand, Saudi Arabia, Sweden, Switzerland, Turkey, United Arab Emirates
Epirubicina	Argentina, Brazil, Colombia, Ecuador, Mexico, Romania, Spain
Epirubicine	Belgium, France, Switzerland
Farmarubicin	Turkey
Farmorubicin	Austria, Belgium, Brazil, Colombia, Denmark, Egypt, Finland, Germany, Greece, Norway, Saudi Arabia, Sweden, Switzerland
Farmorubicina	Brazil, Italy, Portugal, Spain
Farmorubicine	Belgium, France
Pharmorubicin	Australia, Canada, Great Britain, Malaysia, New Zealand



### Stability in solutions

		0.1 mg/ml	2-8°C		28			2257
		0.1 mg/ml	25°C		4			2257
		0,05 mg/ml	4°C		25			525
		0.4 mg/ml	2-8°C		4			2257
		0.4 mg/ml	25°C		4			2257

		1 & 2 mg/ml	23°C		150				683
		1 & 2 mg/ml	4°C		150				683
		0,05 mg/ml	4°C		30				525
		1.6 mg/ml	2-8°C		4				2257
		0,04 mg/ml	4°C		7				148
		0,1 mg/ml	-20°C		43				686
		0,1 mg/ml	22°C		8				1897
		0,1 mg/ml	25°C		20				686
		0,1 mg/ml	4°C		43				686
		0,1 mg/ml	4°C		8				1897
		0,2 mg/ml	2-8°C		84				3632
		0,2 mg/ml	25 °C		14				3632
		0.1 mg/ml	2-8°C		28				2257
		0.1 mg/ml	25°C		4				2257
		1 mg/ml	2-8°C		84				3632
		1 mg/ml	25 °C		14				3632
		0,02 mg/ml	22°C		96				1897
		0,05 mg/ml	4°C		25				525
		1 mg/ml	-20°C		28				1237
		1.6 mg/ml	2-8°C		4				2257
		0,05 mg/ml	4°C		30				525
		0.4 mg/ml	2-8°C		4				2257
		0.4 mg/ml	25°C		4				2257
		0,1 mg/ml	22°C		8				1897
		0,1 mg/ml	4°C		8				1897
		0.1 mg/ml	2-8°C		28				2257
		0.1 mg/ml	25°C		4				2257
		0,02 mg/ml	22°C		24				1897
		0,05 mg/ml	4°C		25				525
		0,02 mg/ml	22°C		96				1897
		0,05 mg/ml	4°C		30				525
		0.1 mg/ml	2-8°C		28				2257
		0.1 mg/ml	25°C		4				2257

		2 mg/ml	4°C		43			686
		0,5 mg/ml	20°C		28			1317
		0,5 mg/ml	4°C		28			1317
		1 mg/ml	8°C		84			1823
		1 & 2 mg/ml	23°C		150			683
		1 & 2 mg/ml	4°C		150			683
		2 mg/ml	25°C		14			887
		2 mg/ml	4°C		180			887
		8.33 mg/ml	4°C		72			3473
		2 mg/ml	2-8°C		84			3670



## Stability of mixtures

		0,26 mg/ml	23°C		Palonosetron hydrochloride : 26 µg/ml	4		1955
		25 mg/ml	2-8°C		Iomeprol : 150 mg I/ml	7		3708
		25 mg/ml	2-8°C		Iohexol : 322 mg I/ml	7		3708
		25 mg/ml	2-8°C		Iopromide : 310 mg I/ml	7		3708
		25 mg/ml	2-8°C		Iodixanol : 325 mg I/ml	7		3708
		25 mg/ml	2-8°C		Iohexol : 300 mg I/ml	7		3918
		25 mg/ml	2-8°C		Iomeprol : 300 mg I/ml	7		3918
		25 mg/ml	2-8°C		Iopromide : 300 mg I/ml	7		3918
		25 mg/ml	2-8°C		Iodixanol : 320 mg I/ml	7		3918
		0,0375 mg/ml	25°C		Etoposide : 0,125 mg/ml Vindesine sulfate : 0,002 mg/ml	24		4352
		0,0525 mg/ml	25°C		Vindesine sulfate : 0,0028 mg/ml Etoposide : 0,175 mg/ml	24		4352
		0,075 mg/ml	25°C		Etoposide : 0,250 mg/ml Vindesine sulfate : 0,004 mg/ml	24		4352
		1 mg/ml	4°C		Ifosfamide : 50 mg/ml	28		1317



## Factors which affect stability

	$I < 0,5 \text{ mg / ml}$			1265
	pH > 7			3632



## Compatibility

		Epirubicin hydrochloride Fluorouracil	3474
		Epirubicin hydrochloride Heparin sodium	3632
		Epirubicin hydrochloride Irinotecan	2168
		Epirubicin hydrochloride : 0,5 mg/ml Oxaliplatin : 0,5 mg/ml	1662
		Epirubicin hydrochloride : 0,5 mg/ml Palonosetron hydrochloride : 50 µg/ml	1955
		Epirubicin hydrochloride Sodium bicarbonate	3632
		Epirubicin hydrochloride	3632



## Route of administration



## References

















































	Type	Publication
148	Journal	Dine T, Cazin JC, Gressier B, Luycks M, Brunet C, Cazin M, Goudaliez F, Mallevais ML, Toraub I. Stability and compatibility of four anthracyclines: doxorubicin, epirubicin, daunorubicin and pirarubicin with PVC infusion bags. Pharm Weekbl [Sci] 1992 ; 14: 365-369.
525	Journal	De Vroe C, De Muyenck C, Remon JP, Samsom M. A study on the stability of three antineoplastic drugs and on their sorption by IV delivery systems and end-line filters. Int J Pharm 1990 ; 65: 49-56.
683	Journal	Walker SE, Lau DWC, DeAngelis C, Iazetta J, Coons C. Epirubicin stability in syringes and glass vials and evaluation of chemical contamination. Can J Hosp Pharm 1990 ; 43: 265-272.
686	Journal	Wood MJ, Irwin WJ, Scott DK. Stability of doxorubicin, daunorubicin and epirubicin in plastic syringes and minibags. J Clin Pharm Ther 1990 ; 15: 279-289.

887	Journal	Pujol M, Munoz M, Prat J, Giona V, De Bolos J. Stability study of epirubicin in NaCl 0.9% injection. Ann Pharmacotherapy 1997 ; 31: 992-995.
1237	Journal	Keusters L, Stolk LML, Umans R, Van Asten P. Stability of solutions of doxorubicin and epirubicin in plastic minibags for intravesical use after storage at -20°C and thawing by microwave radiation. Pharm Weekbl [Sci] 1986 ; 8: 194-197.
1265	Journal	Wood MJ, Irwin WJ, Scott DK. Photodegradation of doxorubicin, daunorubicin and epirubicin measured by high-performance liquid chromatography. J Clin Pharm Ther 1990 ; 15: 291-300.
1317	Journal	Adams PS, Haines-Hutt RF, Bradford E, Palmer A, Rowland CG. Pharmaceutical aspects of home infusion therapy for cancer patients. Pharm J 1987 ; 238: 476-478.
1662	Journal	Trissel LA, Saenz CA, Ingram DS, Ogundele AB. Compatibility screening of oxaliplatin during simulated Y-site administration with other drugs. J Oncol Pharm Practice 2002 ; 8: 33-37.
1823	Journal	Sewell GJ, Rigby-Jones AE, Priston MJ. Stability of intravesical epirubicin infusion: a sequential temperature study. J Clin Pharm Ther 2003 ; 28: 349-353.
1897	Journal	Sautou-Miranda V, Brigas F, Thibault M, Chopineau J. Compatibility of doxorubicin, daunorubicin and epirubicin with low-density polyethylene and polyvinyl chloride, and stability in various conditions of storage. EJHP 2001 ; 7, 3: 108-115.
1955	Journal	Trissel LA, Zhang Y. Palonosetron HCl compatibility and stability with doxorubicin HCl and epirubicin HCl during simulated Y-site administration. Ann Pharmacotherapy 2005 ; 39: 280-283.
2168	Journal	Ozdemir FA, Anilanmert B, Pekin M. Spectrophotometric investigation of the chemical compatibility of the anticancer irinotecan-HCl and epirubicin-HCl in the same infusion solution. Cancer Chemother Pharmacol 2005 ; 56, 5: 529-534.
2257	Manufacturer	Stability of epirubicin "Ebewe" infusion solutions. Ebewe Pharma 2007
3473	Journal	Bennis Y, Savry A, Correard F, Montana M, Sauzet C, Gauthier-Villano L, Pisano P, Pourroy B. Stability of a highly concentrated solution of epirubicin for conventional transcatheter arterial chemoembolization. Int J Pharm 2015 ; 495, 2: 956-962.
3474	Manufacturer	Fluorouracil - Summary of Product Characteristics Accord Healthcare Limited 2009
3632	Manufacturer	Epirubicine (Epirubicine Hospira®) - Summary of Product Characteristics Hospira 2017
3670	Journal	Sewell G, Massimini M. Studies on the stability and compatibility of cytotoxic drug infusion with the Tevadaptor system. EJOP 2014 ; 8, 3: 26-30.
3708	Poster	Sarakbi I, Thiesen J, Krämer I. Compatibility of epirubicin-loaded DC Beads with different contrast media. ECOP 2 Krakow 2014
3918	Journal	Sarakbi I, Krämer I. Compatibility of epirubicin-loaded DC bead™ with different non-ionic contrast media. J Oncol Pharm Practice 2016 ; 22: 749-756.

4352	Journal	Li J, Yao C, Xu Y, Ping P, Yin H, Sun Y. In vitro compatibility and stability of admixtures containing etoposide, epirubicin hydrochloride and vindesine sulphate in a single infusion bag. J Clin Pharm Ther 2019 ; 44: 875-882.
------	---------	---



# Dictionary

 Anticancer drug	 injection
 Tradename	 Stability in solutions
 Container	 Molecule
 Concentration	 Temperature
 Storage	 Duration of stability
 Biosimilar	 conflicting data
 References	 Glass
 NaCl 0,9% or Glucose 5%	 Protect from light
 Day	 Sodium chloride 0,9%
 Not specified	 Glucose 5%
 Polyvinyl chloride	 Light
 Hour	 Polyethylene
 Polypropylene	 Polypropylen Syringe
 Water for Injection	 With or without light
 None	 Stability of mixtures
 Solvent	 Compound
 DC Beads®	 Polyolefine
 Factors which affect stability	 Induces
 Degradation	 Compatibility
 Unspecified incompatibility	 Incompatible
 Chemical instability	 Compatible
 NaHCO <sub>3</sub>	 Route of administration
 Intravenous	 Intravesical
 References	 Dictionary