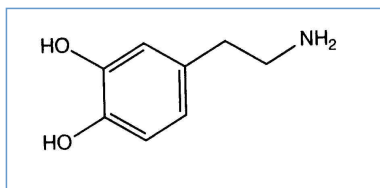


# Stabilis



## Dopamine hydrochloride



Noms commerciaux

Abbodop	Danemark, Finlande, Suède
Cardiopal	Colombie
Dopadic	Iran
Dopadren	Turquie
Dopamin	Allemagne, Arabie Saoudite, Autriche, Suisse
Dopamina	Argentine, Chili, Colombie, Equateur, Espagne, Italie, Mexique, Pérou, Vénézuéla
Dopamine	Canada, Etats Unis d'Amérique, France, Luxembourg, Maroc, Pays bas
Dopaminum	Pologne
Dopmin	Danemark, Finlande, Malaisie, Turquie
Dynatra	Belgique, Luxembourg, Pays bas
Giludop	Danemark, Grèce, Suède
Intropin	Egypte
Miocina	Mexique
Myofast	Colombie
Myotil	Texte introuvable (616, )
Paldopa	Pérou
Revivan	Mexique
Zetarina	Mexique



### Stabilité des solutions

		0,8 mg/ml	23-25°C		48			732
		0,8 mg/ml	5°C		7			732
		1 mg/ml	25°C		36			1249
	<b>RL</b>	0,8 mg/ml	23-25°C		48			732
		0,8 mg/ml	25°C		24			732
		3,2 mg/ml	5°C		14			197
		6,4 mg/ml	23°C		24			192
		10 mg/ml	23°C		84			3712

		2 mg/ml	23°C		84				3712
		30 mg/ml	23°C		84				3712
		0,5 mg/ml	25°C		7				1820
		0,5 mg/ml	4°C		120				1820
		4 mg/ml	23-25°C		48				206
		4 mg/ml	25°C		24				196
		4 mg/ml	4°C		48				206
		10 mg/ml	23°C		84				3712
		2 mg/ml	23°C		84				3712
		30 mg/ml	23°C		84				3712
		0,4 >> 1 mg/ml	25°C		24				1698
		0,4 >> 3,2 mg/ml	25°C		48				3638
		0,4 >> 1 mg/ml	2-8°C		14				1698



## Stabilité en mélange

		0,8 mg/ml	23°C		Cefpirome sulfate : 50 mg/ml	8			280
		0,8 mg/ml	25°C		Bretylium tosilate : 10 mg/ml	48			705
		0,8 mg/ml	40°C		Bretylium tosilate : 10 mg/ml	48			705
		0,8 mg/ml	4°C		Bretylium tosilate : 10 mg/ml	7			705
		1,6 mg/ml	20°C-25°C		Labetalol hydrochloride : 1 mg/ml	4			199
		5 mg/ml	22°C		Norepinephrine bitartrate : 0,06 mg/ml	24			3381
		3,1 mg/ml	22°C-23°C		Milrinone lactate : 0,2 mg/ml	4			813
		0,8 mg/ml	23°C-25°C		Heparin sodium : 20 UI/ml	24			738
		0,8 mg/ml	23°C-25°C		Lidocaine hydrochloride : 3,26 mg/ml	24			738
		0,8 mg/ml	23°C-25°C		Cefalotin sodium : 4 mg/ml	24			738
		0,8 mg/ml	23°C-25°C		Oxacillin sodium : 2 mg/ml	24			738
		0,8 mg/ml	23°C-25°C		Gentamicin sulfate : 0,32 mg/ml	24			738
	<b>RL</b>	0,8 mg/ml	23°C		Cefpirome sulfate : 50 mg/ml	8			280
		0,6 >> 40 mg/ml	25°C		Treprostnil : 0,004 >> 0,076 mg/ml	4			4407
		0,6 mg/ml	25°C		Treprostnil : 0,5 mg/ml	4			4407
		0,8 mg/ml	23°C		Cefpirome sulfate : 50 mg/ml	8			280

PVC		0.1 & 1.6 mg/ml	25°C		Tirofiban : 25 µg/ml	4		1420
PVC		0,4 & 3,2 mg/ml	?		Ranitidine hydrochloride : 0,05 & 2 mg/ml	48		210
PVC		3,2 mg/ml	23°C		Flumazenil : 0,02 mg/ml	12		187
PE		5 mg/ml	22°C		Norepinephrine bitartrate : 0,06 mg/ml	24		3381
PP		8 mg/ml	22-25°C		Dobutamine hydrochloride : 8 mg/ml	24		1506
PP		8 mg/ml	22-25°C		Methadone hydrochloride : 0.2 mg/ml	24		1506
?		3,6 mg/ml	22°C-28°C		Daptomycin : 18,2 mg/ml	2		1937



## Facteur influençant la stabilité

				1965
				197
				1415
				732 3638
	PH >7			3638
	PH > 6			197
	PH = 5			1397



## Compatibilités

		Dopamine hydrochloride Aciclovir sodium	3595
		Dopamine hydrochloride : 1.6 mg/ml Aciclovir sodium : 5 mg/ml	336
		Dopamine hydrochloride : 1.6 mg/ml Aldesleukin : 0.0338 MUI/ml	36
		Dopamine hydrochloride : 3 mg/ml Alprostadil : 15 µg/ml	3201
		Dopamine hydrochloride : 10 mg/ml Alprostadil : 20 µg/ml	4491
		Dopamine hydrochloride : 10 mg/ml Alprostadil : 20 µg/ml	4651
		Dopamine hydrochloride : 8 mg/ml Alteplase : 1 mg/ml	92
		Dopamine hydrochloride : 0.8 mg/ml Alteplase : 0.5 mg/ml	240
		Dopamine hydrochloride : 3.2 mg/ml Amifostine : 10 mg/ml	3

		Dopamine hydrochloride : 3 mg/ml Aminophylline : 25 mg/ml		3759
		Dopamine hydrochloride : 20 mg/ml Amiodarone hydrochloride : 15 mg/ml		3823
		Dopamine hydrochloride : 1.6 mg/ml Amiodarone hydrochloride : 4 mg/ml		1036
		Dopamine hydrochloride : 3,2 mg/ml Amoxicillin sodium / clavulanic acid : 100/10 mg/ml		3824
		Dopamine hydrochloride Amphotericin B		3638
		Dopamine hydrochloride : 3.2 mg/ml Amphotericin B cholesteryl sulfate complex : 0.83 mg/ml		921
		Dopamine hydrochloride Ampicillin sodium		3638
		Dopamine hydrochloride : 3.2 mg/ml Anidulafungin : 0.5 mg/ml		1982
		Dopamine hydrochloride : 80 mg/ml Argatroban : 1 mg/ml		1964
		Dopamine hydrochloride : 1.6 mg/ml Atracurium besylate : 0.5 mg/ml		402
		Dopamine hydrochloride : 3.2 mg/ml Aztreonam : 40 mg/ml		99
		Dopamine hydrochloride : 3.2 mg/ml Bivalirudin : 5 mg/ml		1713
		Dopamine hydrochloride : 80 mg/ml Bivalirudin : 5 mg/ml		1944
		Dopamine hydrochloride : 0,8 mg/ml Bretylum tosilate : 10 mg/ml		705
		Dopamine hydrochloride : 3.2 mg/ml Caffeine : 10 mg/ml		3964
		Dopamine hydrochloride : 0.8 mg/ml Calcium chloride		738
		Dopamine hydrochloride : 3,2 mg/ml Caspofungin acetate : 0,7 mg/ml		2247
		Dopamine hydrochloride : 6.4 mg/ml Caspofungin acetate : 0.5 mg/ml		2233
		Dopamine hydrochloride Cefalotin sodium		3638
		Dopamine hydrochloride : 0.8 mg/ml Cefalotin sodium : 4 mg/ml		738
		Dopamine hydrochloride : 0.4 mg/ml Cefepime dihydrochloride : 125 mg/ml		2141
		Dopamine hydrochloride : 4.2 mg/ml Cefmetazole sodium : 100 mg/ml		93
		Dopamine hydrochloride : 0.8 mg/ml Cefpirome sulfate : 50 mg/ml		280
		Dopamine hydrochloride : 0.8 mg/ml Cefpirome sulfate : 50 mg/ml		280
		Dopamine hydrochloride : 0.8 mg/ml Cefpirome sulfate : 50 mg/ml	<b>RL</b>	280
		Dopamine hydrochloride : 3,2 mg/ml Ceftaroline fosamil : 2,22 mg/ml		3249

	Dopamine hydrochloride : 3,2 mg/ml Ceftaroline fosamil : 2,22 mg/ml	RL	3249
	Dopamine hydrochloride : 0.4 mg/ml Ceftazidime : 125 mg/ml		2141
	Dopamine hydrochloride Ceftobiprole medocaril sodium		4650
	Dopamine hydrochloride : 3.2 mg/ml Ceftobiprole medocaril sodium : 2 mg/ml	RL	2269
	Dopamine hydrochloride : 3.2 mg/ml Ceftobiprole medocaril sodium : 2 mg/ml		2269
	Dopamine hydrochloride : 0.8 mg/ml Ceftolozane / tazobactam : 10/5 mg/ml		3828
	Dopamine hydrochloride : 1.6 mg/ml Ciprofloxacin lactate : 2 mg/ml		288
	Dopamine hydrochloride : 3.2 mg/ml Cisatracurium besylate : 0.1 >> 5 mg/ml		299
	Dopamine hydrochloride : 3.2 mg/ml Cladribine : 0.015 mg/ml		1496
	Dopamine hydrochloride : 3.2 mg/ml Cladribine : 0.5 mg/ml		1496
	Dopamine hydrochloride : 2 mg/ml Clonidine hydrochloride : 0,018 mg/ml		2018
	Dopamine hydrochloride : 8 mg/ml Clonidine hydrochloride : 0.0075 mg/ml		1506
	Dopamine hydrochloride : 3.2 mg/ml Cloxacillin sodium : 100 mg/ml		3012
	Dopamine hydrochloride Conivaptan		3715
	Dopamine hydrochloride Daptomycin		2271
	Dopamine hydrochloride : 3,6 mg/ml Daptomycin : 18,2 mg/ml		1937
	Dopamine hydrochloride : 3.2 mg/ml Dexmedetomidine : 4 µg/ml		1712
	Dopamine hydrochloride : 0.8 mg/ml Diltiazem hydrochloride : 1 & 5 mg/ml		198
	Dopamine hydrochloride : 1,6 mg/ml Diltiazem hydrochloride : 1 mg/ml		524
	Dopamine hydrochloride : 3.2 mg/ml Diltiazem hydrochloride : 1 mg/ml		314
	Dopamine hydrochloride : 8 mg/ml Dobutamine hydrochloride : 8 mg/ml		1506
	Dopamine hydrochloride : 5,52 mg/ml Dobutamine hydrochloride : 0,17 mg/ml		1221
	Dopamine hydrochloride : 20 mg/ml Dobutamine hydrochloride : 10 mg/ml		3823
	Dopamine hydrochloride : 1.6 mg/ml Dobutamine hydrochloride : 1 mg/ml		1058
	Dopamine hydrochloride : 1.6 mg/ml Dobutamine hydrochloride : 2 mg/ml		1041
	Dopamine hydrochloride : 3.2 mg/ml Dobutamine hydrochloride : 4 mg/ml		314

		Dopamine hydrochloride : 3.2 mg/ml Docetaxel : 0.9 mg/ml		1754
		Dopamine hydrochloride : 3,2 mg/ml Doripenem : 5 mg/ml		2262
		Dopamine hydrochloride : 3.2 mg/ml Doxorubicin hydrochloride liposome peg : 0.4 mg/ml		251
		Dopamine hydrochloride : 1.6 mg/ml Enalaprilate : 0.05 mg/ml		1315
		Dopamine hydrochloride : 1.9 mg/ml Enalaprilate : 0.0125 mg/ml		1703
		Dopamine hydrochloride : 1,45 mg/ml Enalaprilate : 0,011 mg/ml		963
		Dopamine hydrochloride : 3.2 mg/ml Epinephrine hydrochloride : 20 µg/ml		314
		Dopamine hydrochloride : 0,8 mg/ml Eravacycline : 0,6 mg/ml		4434
		Dopamine hydrochloride : 1,6 mg/ml Esmolol hydrochloride : 10 mg/ml		384
		Dopamine hydrochloride : 8 mg/ml Esomeprazole sodium : 0.32 mg/ml		1506
		Dopamine hydrochloride : 3.2 mg/ml Etoposide phosphate : 5 mg/ml		1410
		Dopamine hydrochloride : 1.6 mg/ml Famotidine : 2 mg/ml		215
		Dopamine hydrochloride : 1.6 mg/ml Famotidine : 0.2 mg/ml		398
		Dopamine hydrochloride : 3.2 mg/ml Fenoldopam mesylate : 80 µg/ml		1803
		Dopamine hydrochloride : 3.2 mg/ml Fentanyl citrate : 50 µg/ml		314
		Dopamine hydrochloride : 8 mg/ml Fentanyl citrate : 30 µg/ml		1506
		Dopamine hydrochloride : 1,6 mg/ml Fentanyl citrate : 50 µg/ml		63
		Dopamine hydrochloride : 1,6 mg/ml Fluconazole : 2 mg/ml		255
		Dopamine hydrochloride : 3,2 mg/ml Flumazenil : 0,02 mg/ml		187
		Dopamine hydrochloride : 80 mg/ml Foscarnet sodium : 24 mg/ml		73
		Dopamine hydrochloride : 0.8 mg/ml Fosfomycin : 30 mg/ml		4055
		Dopamine hydrochloride : 3,2 mg/ml Furosemide : 10 mg/ml		4389
		Dopamine hydrochloride : 3,2 mg/ml Furosemide : 10 mg/ml		3210
		Dopamine hydrochloride : 3.2 mg/ml Furosemide : 10 mg/ml		314
		Dopamine hydrochloride : 8 mg/ml Furosemide : 2 mg/ml		1506
		Dopamine hydrochloride : 3.2 mg/ml Gemcitabine hydrochloride : 10 mg/ml		1423

		Dopamine hydrochloride Gentamicin sulfate		3638
		Dopamine hydrochloride : 0.05 mg/ml		1338
		Dopamine hydrochloride : 0.8 mg/ml Gentamicin sulfate : 2 mg/ml		738
		Dopamine hydrochloride : 3.2 mg/ml Granisetron hydrochloride : 0.05 mg/ml		182
		Dopamine hydrochloride : 1.6 mg/ml Haloperidol lactate : 0.5 & 5 mg/ml		403
		Dopamine hydrochloride : 3,2 mg/ml Heparin sodium : 100 UI/ml		4389
		Dopamine hydrochloride : 1.6 mg/ml Heparin sodium : 50 UI/ml		317
		Dopamine hydrochloride : 0.8 mg/ml Heparin sodium : 200 UI/ml		738
		Dopamine hydrochloride : 40 mg/ml Heparin sodium : 1 UI/ml		1228
		Dopamine hydrochloride : 3.2 mg/ml Heparin sodium : 100 UI/ml		314
		Dopamine hydrochloride : 1,7 >> 3,4 mg/ml Heparin sodium : 187 UI/ml		377
		Dopamine hydrochloride : 40 mg/ml Heparin sodium : 1 UI/ml	RL	1228
		Dopamine hydrochloride : 3.2 mg/ml Hetastarch : 60 mg/ml		1721
		Dopamine hydrochloride : 40 mg/ml Hydrocortisone sodium succinate : 1 mg/ml	RL	1228
		Dopamine hydrochloride : 0.8 mg/ml Hydrocortisone sodium succinate : 1 mg/ml		738
		Dopamine hydrochloride : 40 mg/ml Hydrocortisone sodium succinate : 1 mg/ml		1228
		Dopamine hydrochloride : 3.2 mg/ml Hydromorphone hydrochloride : 1 mg/ml		314
		Dopamine hydrochloride Hydroxocobalamin		3932
		Dopamine hydrochloride : 3,2 mg/ml Imipenem-Cilastatin / Relebactam : 5 mg/ml		4433
		Dopamine hydrochloride : 1.2 mg/ml Indomethacin sodium trihydrate : 1 mg/ml		467
		Dopamine hydrochloride : 8 mg/ml Insulin : 1 UI/ml		1506
		Dopamine hydrochloride : 3,2 mg/ml Insulin : 100 UI/ml		4389
		Dopamine hydrochloride : 3.2 mg/ml Insulin : 1 UI/ml		295
		Dopamine hydrochloride : 5 mg/ml Insulin aspart : 1 UI/ml		1508
		Dopamine hydrochloride : 0.8 mg/ml Isavuconazonium sulfate : 1.5 mg/ml		3829
		Dopamine hydrochloride : 40 mg/ml Ketamine hydrochloride : 50 mg/ml		2109

	Dopamine hydrochloride : 1.6 mg/ml Labetalol hydrochloride : 1 mg/ml		199	
	Dopamine hydrochloride : 1.6 mg/ml Labetalol hydrochloride : 1 mg/ml		386	
	Dopamine hydrochloride : 3.2 mg/ml Labetalol hydrochloride : 2 mg/ml		314	
		Dopamine hydrochloride : 3.2 mg/ml Lansoprazole : 0.55 mg/ml		1625
		Dopamine hydrochloride : 1.6 mg/ml Levetiracetam : 10 mg/ml		4108
	Dopamine hydrochloride : 80 mg/ml Levofloxacin : 5 mg/ml		1072	
	Dopamine hydrochloride : 0.8 mg/ml Lidocaine hydrochloride : 4 mg/ml		738	
	Dopamine hydrochloride : 0.8 mg/ml Lidocaine hydrochloride : 2 mg/ml		619	
	Dopamine hydrochloride : 0.8 mg/ml Lidocaine hydrochloride : 2 mg/ml	RL	619	
	Dopamine hydrochloride : 3.2 mg/ml Linezolid : 2 mg/ml		1925	
	Dopamine hydrochloride : 3.2 mg/ml Lorazepam : 0.5 mg/ml		314	
	Dopamine hydrochloride : 0.8 mg/ml Mannitol : 20 mg/ml		732	
	Dopamine hydrochloride : 32 mg/ml Meropenem : 50 mg/ml		4319	
	Dopamine hydrochloride : 0.8 mg/ml Meropenem : 1 & 20 mg/ml		266	
	Dopamine hydrochloride : 8 mg/ml Methadone hydrochloride : 0.2 mg/ml		1506	
	Dopamine hydrochloride : 0.8 mg/ml Methylprednisolone sodium succinate : 0.5 mg/ml		738	
	Dopamine hydrochloride : 0.8 mg/ml Methylprednisolone sodium succinate : 5 mg/ml		132	
	Dopamine hydrochloride : 0.8 mg/ml Metronidazole : 5 mg/ml		132	
	Dopamine hydrochloride : 3.2 mg/ml Micafungin : 1.5 mg/ml		2108	
	Dopamine hydrochloride : 3.2 mg/ml Midazolam hydrochloride : 2 mg/ml		314	
	Dopamine hydrochloride : 8 mg/ml Midazolam hydrochloride : 4 mg/ml		1506	
	Dopamine hydrochloride : 3.2 mg/ml Midazolam hydrochloride : 1 mg/ml		295	
	Dopamine hydrochloride : 1,6 mg/ml Midazolam hydrochloride : 1 mg/ml		176	
	Dopamine hydrochloride : 12.8 mg/ml Milrinone lactate : 0.8 mg/ml		813	
	Dopamine hydrochloride : 3.2 mg/ml Milrinone lactate : 0.2 mg/ml		314	
	Dopamine hydrochloride : 8 mg/ml Morphine hydrochloride : 1 mg/ml		1506	



	Dopamine hydrochloride : 3.2 mg/ml Morphine sulfate : 2 mg/ml		314
	Dopamine hydrochloride : 1.6 mg/ml Morphine sulfate : 1 mg/ml		62
	Dopamine hydrochloride : 4 mg/ml Mycophenolate mofetil : 5,9 mg/ml		2192
	Dopamine hydrochloride : 3.2 mg/ml N-acetylcysteine : 200 mg/ml		3766
	Dopamine hydrochloride : 40 mg/ml Naloxone hydrochloride : 0.4 mg/ml		3408
	Dopamine hydrochloride : 1.6 mg/ml Nicardipine hydrochloride : 0.1 mg/ml		1490
	Dopamine hydrochloride : 3.2 mg/ml Nicardipine hydrochloride : 1 mg/ml		314
	Dopamine hydrochloride : 0.8 mg/ml Nitroglycerin : 0.4 mg/ml		1049
	Dopamine hydrochloride : 3.2 mg/ml Nitroglycerin : 0.4 mg/ml		314
	Dopamine hydrochloride : 5 mg/ml Nitroprusside sodium : 1.2 mg/ml		3381
	Dopamine hydrochloride : 20 mg/ml Norepinephrine bitartrate : 0.96 mg/ml		3823
	Dopamine hydrochloride : 5 mg/ml Norepinephrine bitartrate : 0.06 mg/ml		2879
	Dopamine hydrochloride : 8 mg/ml Norepinephrine bitartrate : 0.32 mg/ml		1506
	Dopamine hydrochloride : 5 mg/ml Norepinephrine bitartrate : 0,06 mg/ml		3177
	Dopamine hydrochloride : 3.2 mg/ml Norepinephrine bitartrate : 0.064 mg/ml		295
	Dopamine hydrochloride : 3.2 mg/ml Norepinephrine bitartrate : 0.128 mg/ml		314
	Dopamine hydrochloride : 0.8 mg/ml Ondansetron hydrochloride : 0.32 mg/ml		132
	Dopamine hydrochloride : 3.2 mg/ml Oritavancin : 0.8 >>2 mg/ml		3152
	Dopamine hydrochloride : 0.8 mg/ml Oxacillin sodium : 2 mg/ml		738
	Dopamine hydrochloride Oxacillin sodium		3638
	Dopamine hydrochloride : 3,2 mg/ml Oxaliplatin : 0,5 mg/ml		1662
	Dopamine hydrochloride : 1.6 mg/ml Pancuronium bromide : 0.05 mg/ml		402
	Dopamine hydrochloride Pantoprazole sodium		2090
	Dopamine hydrochloride : 0.8 >> 3.2 mg/ml Pantoprazole sodium : 0.16 >> 0.8 mg/ml		1902
	Dopamine hydrochloride : 3.2 mg/ml Paracetamol : 10 mg/ml		4742
	Dopamine hydrochloride : 3.2 mg/ml Pemetrexed disodium : 20 mg/ml		1953

	Dopamine hydrochloride : 1.6 mg/ml Pethidine hydrochloride : 10 mg/ml		62
	Dopamine hydrochloride : 3.2 mg/ml Piperacillin sodium / tazobactam : 40/5 mg/ml		81
	Dopamine hydrochloride : 0.8 mg/ml Plazomicin sulfate : 24 mg/ml		4145
	Dopamine hydrochloride : 40 mg/ml Potassium chloride : 40 mEq/l	RL	1228
	Dopamine hydrochloride : 0.8 mg/ml Potassium chloride		738
	Dopamine hydrochloride : 40 mg/ml Potassium chloride : 40 mEq/l		1228
	Dopamine hydrochloride : 2 mg/ml Propafenone hydrochloride : 1 mg/ml		925
	Dopamine hydrochloride : 3.2 mg/ml Propofol : 10 mg/ml		300
	Dopamine hydrochloride : 1.6 mg/ml Propofol		660
	Dopamine hydrochloride : 25 mg/ml Propofol		4524
	Dopamine hydrochloride : 0.4 & 3.2 mg/ml Ranitidine hydrochloride : 0.05 & 2 mg/ml		210
	Dopamine hydrochloride : 1,6 mg/ml Ranitidine hydrochloride : 0,5 mg/ml		396
	Dopamine hydrochloride : 0.4 & 3.2 mg/ml Ranitidine hydrochloride : 0.05 & 2 mg/ml		214
	Dopamine hydrochloride : 3.2 mg/ml Ranitidine hydrochloride : 1 mg/ml		314
	Dopamine hydrochloride : 3.2 mg/ml Remifentanil hydrochloride : 25 & 250 µg/ml		59
	Dopamine hydrochloride : 40 mg/ml Salbutamol sulfate : 1 mg/ml		3216
	Dopamine hydrochloride : 1.6 mg/ml Sargramostim : 6 §15 µg/ml		891
	Dopamine hydrochloride : 1,6 mg/ml Sildenafil citrate : 0,4 mg/ml		3923
	Dopamine hydrochloride : 8 mg/ml Streptokinase : 30000 UI/ml		92
	Dopamine hydrochloride : 8 mg/ml Sugammadex : 100 mg/ml		3372
	Dopamine hydrochloride : 0,8 mg/ml Sulbactam/durlobactam : 15/15 mg/ml		4801
	Dopamine hydrochloride : 1,6 mg/ml Tacrolimus : 1000 µg/ml		479
	Dopamine hydrochloride : 3.2 mg/ml		316
	Dopamine hydrochloride : 1.6 mg/ml		939
	Dopamine hydrochloride : 3.2 mg/ml		301
	Dopamine hydrochloride		3638
	Dopamine hydrochloride		732

		Dopamine hydrochloride Sodium bicarbonate		3638
		Dopamine hydrochloride : 3.2 mg/ml		1415
		Dopamine hydrochloride : 0.8 mg/ml Tedizolid phosphate : 0.8 mg/ml		3827
		Dopamine hydrochloride : 3.2 mg/ml Telavancin hydrochloride : 7.5 mg/ml		3254
		Dopamine hydrochloride : 0.4 mg/ml Temocilline : 83.33 mg/ml		2231
		Dopamine hydrochloride : 1.6 mg/ml Theophylline : 4 mg/ml		317
		Dopamine hydrochloride : 40 mg/ml Thiopental sodium : 25 mg/ml		3767
		Dopamine hydrochloride : 3.2 mg/ml Thiopental sodium : 25 mg/ml		314
		Dopamine hydrochloride : 3.2 mg/ml Thiotepa : 1 mg/ml		249
		Dopamine hydrochloride Tigecycline		3332
		Dopamine hydrochloride Tirofiban		1512
		Dopamine hydrochloride : 0.2 & 3.2 mg/ml Tirofiban : 50 µg/ml		1420
		Dopamine hydrochloride : 3,2 mg/ml Treprostnil : 0,5 mg/ml		4407
		Dopamine hydrochloride : 40 mg/ml Treprostnil : 0,5 mg/ml		4407
		Dopamine hydrochloride : 0,6 >> 40 mg/ml Treprostnil : 0,004 >>0,076 mg/ml		4407
		Dopamine hydrochloride : 0,6 mg/ml Treprostnil : 0,5 mg/ml		4407
		Dopamine hydrochloride : 6 mg/ml Treprostnil : 0,5 mg/ml		4407
		Dopamine hydrochloride : 1,6 mg/ml Valproic acid : 10 mg/ml		3942
		Dopamine hydrochloride : 0.4 mg/ml Vancomycin hydrochloride : 10 mg/ml		3385
		Dopamine hydrochloride : 3.2 mg/ml Vasopressin : 0.2 UI/ml		2017
		Dopamine hydrochloride : 4.2 mg/ml Vasopressin : 2 & 4 UI/ml		1801
		Dopamine hydrochloride : 1.6 mg/ml Vecuronium bromide : 0.1 mg/ml		402
		Dopamine hydrochloride : 3.2 mg/ml Vecuronium bromide : 1 mg/ml		314
		Dopamine hydrochloride : 0.4 mg/ml Verapamil hydrochloride : 0.08 mg/ml		1057
		Dopamine hydrochloride : 1,6 mg/ml Warfarin sodium : 2 mg/ml		315
		Dopamine hydrochloride : 1.6 mg/ml Zidovudine : 4 mg/ml		337
		Dopamine hydrochloride : 3,2 mg/ml	RL	4603



Dopamine hydrochloride : 1,6 mg/ml

Normo  
Sol®

4655

**Voie d'administration****Bibliographie**

	Type	Source
3	Revue	Trissel LA, Martinez JF. Compatibility of amifostine with selected drugs during simulated Y-site administration. Am J Health-Syst Pharm 1995 ; 52: 2208-2212.
36	Revue	Alex S, Gupta SL, Minor JR, Turcovski-Corrales S, Gallelli JF, Taub D, Piscitelli SC. Compatibility and activity of aldesleukin (recombinant interleukin-2) in presence of selected drugs during simulated Y-site administration: Evaluation of three methods. Am J Health-Syst Pharm 1995 ; 52: 2423-2426.
59	Revue	Trissel LA, Gilbert DL, Martinez JF, Kim MC. Compatibility of remifentanyl hydrochloride with selected drugs during simulated Y-site administration. Am J Health-Syst Pharm 1997 ; 54: 2192-2196.
62	Revue	Pugh CB, Pabis DJ, Rodriguez C. Visual compatibility of morphine sulfate and meperidine hydrochloride with other injectable drugs during simulated Y-site injection. Am J Hosp Pharm 1991 ; 48: 123-125.
63	Revue	Marquardt Ed, Lam SSY. Visual compatibility of fentanyl citrate with selected drugs during simulated Y-site injection. Am J Hosp Pharm 1994 ; 51: 811-812.
73	Revue	Lor E, Takagi J. Visual compatibility of foscarnet with other injectable drugs. Am J Hosp Pharm 1990 ; 47: 157-159.
81	Revue	Trissel LA, Martinez JF. Compatibility of piperacillin sodium plus tazobactam with selected drugs during simulated Y-site injection. Am J Hosp Pharm 1994 ; 51: 672-678.
92	Revue	Lee CY, Mauro VF, Alexander KS. Visual and spectrophotometric determination of compatibility of alteplase and streptokinase with other injectable drugs. Am J Hosp Pharm 1990 ; 47: 606-608.
93	Revue	Hutchings SR, Rusho WJ, Tyler LS. Compatibility of cefmetazole sodium with commonly used drugs during Y-site delivery. Am J Health-Syst Pharm 1996 ; 53: 2185-2188.
99	Revue	Trissel LA, Martinez JF. Compatibility of aztreonam with selected drugs during simulated Y-site administration. Am J Health-Syst Pharm 1995 ; 52: 1086-1090.
132	Revue	Najari Z, Rusho WJ. Compatibility of commonly used bone marrow transplant drugs during Y-site delivery. Am J Health-Syst Pharm 1997 ; 54: 181-184.

176	Revue	Mantong ML, Marquardt ED. Visual compatibility of midazolam hydrochloride with selected drugs during simulated Y-site injection. Am J Health-Syst Pharm 1995 ; 52: 2567-2568.
182	Revue	Trissel LA, Gilbert DL, Martinez JF. Compatibility of granisetron hydrochloride with selected drugs during simulated Y-site administration. Am J Health-Syst Pharm 1997 ; 54: 56-60.
187	Revue	Olsen KM, Gurley BJ, Davis GA, Christensen R, Monaghan MS. Stability of flumazenil with selected drugs in 5% dextrose injection. Am J Hosp Pharm 1993 ; 50: 1907-1912.
192	Revue	Peddicord TE, Olsen KM, ZumBrunnen TL, Warner DJ, Webb L. Stability of high-concentration dopamine hydrochloride, norepinephrine bitartrate, epinephrine hydrochloride, and nitroglycerin in 5% dextrose injection. Am J Health-Syst Pharm 1997 ; 54: 1417-1419.
196	Revue	Pramar Y, Das Gupta V, Neal Gardner S, Yau B. Stabilities of dobutamine, dopamine, nitroglycerin and sodium nitroprusside in disposable plastic syringes. J Clin Pharm Ther 1991 ; 16: 203-207.
197	Revue	Allwood MC. The stability of four catecholamines in 5% glucose infusions. J Clin Pharm Ther 1991 ; 16: 337-340.
198	Revue	Gayed AA, Kheshary PR, Hinkle RL. Visual compatibility of diltiazem injection with various diluents and medications during simulated Y-site injection. Am J Health-Syst Pharm 1995 ; 52: 516-520.
199	Revue	Hassan E, Leslie J, Martir-Herrero ML. Stability of labetalol hydrochloride with selected critical care drugs during simulated Y-site injection. Am J Hosp Pharm 1994 ; 51: 2143-2145.
206	Revue	Sautou-Miranda V, Gremeau I, Chamard I, Cassagnes J, Chopineau J. Stability of dopamine hydrochloride and of dobutamine hydrochloride in plastic syringes and administration sets. Am J Health-Syst Pharm 1996 ; 53: 186.
210	Revue	Stewart JT, Warren FW, King AD. Stability of ranitidine hydrochloride and seven medications. Am J Hosp Pharm 1994 ; 51: 1802-1807.
214	Revue	Galante LJ, Stewart JT, Warren FW, Edgar JW, Huff AJ. Stability of ranitidine hydrochloride with eight medications in intravenous admixtures. Am J Hosp Pharm 1990 ; 47: 1606-1610.
215	Revue	Keyi X, Gagnon N, Bisson C, Desmarais M, LeBel M. Stability of famotidine in polyvinyl chloride minibags and polypropylene syringes and compatibility of famotidine with selected drugs. Ann Pharmacotherapy 1993 ; 27: 422-426.
240	Revue	Lam XM, Ward CA, de C du M'e CPR. Stability and activity of alteplase with injectable drugs commonly used in cardiac therapy. Am J Health-Syst Pharm 1995 ; 52: 1904-1909.
249	Revue	Trissel LA, Martinez JF. Compatibility of thiotepa (lyophilized) with selected drugs during simulated Y-site administration. Am J Health-Syst Pharm 1996 ; 53: 1041-1045.
251	Revue	Trissel LA, Gilbert DL, Martinez JF. Compatibility of doxorubicin hydrochloride liposome injection with selected other drugs during simulated Y-site administration. Am J Health-Syst Pharm 1997 ; 54: 2708-2713.
255	Revue	Ishisaka DY. Visual compatibility of fluconazole with drugs given by continuous infusion. Am J Hosp Pharm 1994 ; 51: 2290,2292.

266	Revue	Patel PR. Compatibility of meropenem with commonly used injectable drugs. Am J Health-Syst Pharm 1996 ; 53: 2853-2855.
280	Revue	Allen LV, Stiles ML, Prince SJ, Sylvestri MF. Stability of cefpirome sulfate in the presence of commonly used intensive care drugs during simulated Y-site injection. Am J Health-Syst Pharm 1995 ; 52: 2427-2433.
288	Revue	Cervenka P, Dejong DJ, Butler BL, Monzingo MD. Visual compatibility of injectable ciprofloxacin lactate with selected injectable drugs during simulated Y-site administration. Hosp Pharm 1992 ; 27: 957-958,961-962.
295	Revue	Yamashita SK, Walker SE, Choudhury T, Iazzetta J. Compatibility of selected critical care drugs during Y-site administration. Am J Health-Syst Pharm 1996 ; 53: 1048-1051.
299	Revue	Trissel LA, Martinez JF, Gilbert DL. Compatibility of cisatracurium besylate with selected drugs during simulated Y-site administration. Am J Health-Syst Pharm 1997 ; 54: 1735-1741.
300	Revue	Trissel LA, Gilbert DL, Martinez JF. Compatibility of propofol injectable emulsion with selected drugs during simulated Y-site administration. Am J Health-Syst Pharm 1997 ; 54: 1287-1292.
301	Revue	Trissel LA, Gilbert DL, Martinez JF, Baker MB, Walter WV, Mirtallo JM. Compatibility of parenteral nutrient solutions with selected drugs during simulated Y-site administration. Am J Health-Syst Pharm 1997 ; 54: 1295-1300.
314	Revue	Chiu MF, Schwartz ML. Visual compatibility of injectable drugs used in the intensive care unit. Am J Health-Syst Pharm 1997 ; 54: 64-65.
315	Revue	Bahal SM, Lee TJ, McGinnes M, Dobler GL. Visual compatibility of warfarin sodium injection with selected medications and solutions. Am J Health-Syst Pharm 1997 ; 54: 2599-2600.
316	Revue	Veltri M, Lee CKK. Compatibility of neonatal parenteral nutrient solutions with selected intravenous drugs. Am J Health-Syst Pharm 1996 ; 53: 2611-2613.
317	Revue	Kershaw BP, Monnier HL, Mason JH. Visual compatibility of premixed theophylline or heparin with selected drugs for IV administration. Am J Hosp Pharm 1993 ; 50: 1360-1362.
336	Revue	Forman JK, Lachs JR, Souney PF. Visual compatibility of acyclovir sodium with commonly used intravenous drugs during simulated Y-site injection. Am J Hosp Pharm 1987 ; 44: 1408-1409.
337	Revue	Bashaw ED, Amantea MA, Minor JR, Galleli JF. Visual compatibility of zidovudine with other drugs during simulated Y-site administration. Am J Hosp Pharm 1988 ; 45: 2532-2533.
377	Revue	Pereira-Rosario R, Utamura T, Perrin JH. Interaction of heparin sodium and dopamine hydrochloride in admixtures studied by microcalorimetry. Am J Hosp Pharm 1988 ; 45: 1350-1352.
384	Revue	Colucci RD, Cobuzzi LE, Halpern NA. Visual compatibility of esmolol hydrochloride and various injectable drugs during simulated Y-site injection. Am J Hosp Pharm 1988 ; 45: 630-632.
386	Revue	Colucci RD, Cobuzzi LE, Halpern NA. Visual compatibility of labetalol hydrochloride injection with various injectable drugs during simulated Y-site injection. Am J Hosp Pharm 1988 ; 45: 1357-1358.

396	Revue	Chilvers MR, Lysne JM. Visual compatibility of ranitidine hydrochloride with commonly used critical-care medications. Am J Hosp Pharm 1989 ; 46: 2057-2058.
398	Revue	Jay GT, Fanikos J, Souney PF. Visual compatibility of famotidine with commonly used critical-care medications during simulated Y-site injection. Am J Hosp Pharm 1988 ; 45: 1556-1557.
402	Revue	Savitsky ME. Visual compatibility of neuromuscular blocking agents with various injectable drugs during simulated Y-site injection. Am J Hosp Pharm 1990 ; 47: 820-821.
403	Revue	Outman WR, Monolakis J. Visual compatibility of haloperidol lactate with 0.9% sodium chloride injection or injectable critical-care drugs during simulated Y-site injection. Am J Hosp Pharm 1991 ; 48: 1539-1541.
467	Revue	Ishisaka DY, van Vleet J, Marquardt E. Visual compatibility of indomethacin sodium trihydrate with drugs given to neonates by continuous infusion. Am J Hosp Pharm 1991 ; 48: 2442-2443.
479	Revue	Min DI, Brown T, HWang GC. Visual compatibility of tacrolimus with commonly used drugs during simulated Y-site injection. Am J Hosp Pharm 1992 ; 49: 2964-2966.
524	Revue	Farquhar Zanetti LA. Visual compatibility of diltiazem with commonly used injectable drugs during simulated Y-site administration. Am J Hosp Pharm 1992 ; 49: 1911.
619	Revue	Kirschenbaum HL, Aronoff W, Perentesis GP, Plitz GW, Cutie AJ. Stability and compatibility of lidocaine hydrochloride with selected large-volume parenterals and drugs additives. Am J Hosp Pharm 1982 ; 39: 1013-1015.
660	Revue	Michaels MR, Stauffer GL, Haas DP. Propofol compatibility with other intravenous drug products - Two new methods of evaluating IV emulsion compatibility. Ann Pharmacotherapy 1996 ; 30: 228-232.
705	Revue	Lee YC, Malick W, Amann AH, Baaske DM, Shah JJ, Wagenknecht DM, Carter JE. Bretylum tosylate admixture compatibility. II : Dopamine, lidocaine, procainamide, and nitroglycerin. Am J Hosp Pharm 1981 ; 38: 183-187.
732	Revue	Gardella LA, Zaroslinski JF, Possley LH. Intropin (dopamine hydrochloride) intravenous admixture compatibility. Part 1: Stability with common intravenous fluids. Am J Hosp Pharm 1975 ; 32: 575-578.
738	Revue	Gardella LA, Kesler H, Amann A, Carter JE. Intropin (dopamine hydrochloride) intravenous admixture compatibility. Part 3: Stability with miscellaneous additives. Am J Hosp Pharm 1978 ; 35: 581-584.
813	Revue	Akkermann SR, Zhang H, Mullins RE, Yaughn K. Stability of milrinone lactate in the presence of 29 critical care drugs and 4 IV solutions. Am J Health-Syst Pharm 1999 ; 56: 63-68.
891	Revue	Matsuura G. Visual compatibility of sargramostim (GM-CSF) during simulated Y-site administration with selected agents. Hosp Pharm 1992 ; 27: 200, 202, 209.
921	Revue	Trissel LA, Gilbert DL, Martinez JF. Incompatibility and compatibility of amphotericin B cholesteryl sulfate complex with selected other drugs during simulated Y-site administration. Hosp Pharm 1998 ; 33: 284-292.

925	Revue	Dupuis LL, Trope A, Giesbrecht E, Wong B. Compatibility and stability of propafenone hydrochloride with five critical-care medications. Can J Hosp Pharm 1998 ; 51: 55-57.
939	Revue	Gilbar PJ, Groves CF. Visual compatibility of total parenteral nutrition solution (Synthamin 17 Premix*) with selected drugs during simulated Y-site injection. Aust J Hosp Pharm 1994 ; 24: 167-170.
963	Revue	Schaaf LJ, Tremel LC, Wulf BG, Vernon KK. Compatibility of enalaprilat with dobutamine, dopamine, heparin, nitroglycerin, potassium chloride and nitroprusside. J Clin Pharm Ther 1990 ; 15: 371-376.
1036	Revue	Hasegawa GR, Eder JF. Visual compatibility of amiodarone hydrochloride injection with other injectable drugs. Am J Hosp Pharm 1984 ; 41: 1379-1380.
1041	Revue	Hasegawa GR, Eder JF. Visual compatibility of dobutamine hydrochloride with other injectable drugs. Am J Hosp Pharm 1984 ; 41: 949-951.
1049	Revue	Klamerus KJ, Ueda CT, Newton DW. Stability of nitroglycerin in intravenous admixtures. Am J Hosp Pharm 1984 ; 41: 303-305.
1057	Revue	Cutie MR. Compatibility of verapamil hydrochloride injection with commonly used additives. Am J Hosp Pharm 1983 ; 40: 1205-1207.
1058	Revue	Kirschenbaum HL, Aronoff W, Piltz GW, Perentesis GP, Cutie AJ. Compatibility and stability of dobutamine hydrochloride with large-volume parenterals and selected additives. Am J Hosp Pharm 1983 ; 40: 1690-1691.
1072	Revue	Saltmann CL, Tom CM, Mitchell A, Fan JH, Gailey RA. Compatibility of levofloxacin with 34 medications during simulated Y-site administration. Am J Health-Syst Pharm 1999 ; 56: 1458-1459.
1221	Revue	Dahlin PA, Paredes SM. Visual compatibility of dobutamine with seven parenteral drug products. Am J Hosp Pharm 1980 ; 37: 460,464.
1228	Revue	Allen LV, Stiles ML. Compatibility of various admixtures at Y-injection sites of intravenous administration sets. Part2. Am J Hosp Pharm 1981 ; 38: 380-381.
1249	Revue	Dandurand KR, Stennett DJ. Stability of dopamine hydrochloride exposed to blue-light phototherapy. Am J Hosp Pharm 1985 ; 42: 595-597.
1315	Revue	Halpern NA, Colucci RD, Alicea M, Greenstein R. Visual compatibility of enalaprilat with commonly used critical care medications during simulated Y-site injection. Int J Pharm Clin Pharmacol Ther Tox 1989 ; 27: 294-297.
1338	Revue	Baptista RJ, Dumas GJ, Bistran BR, Condella F, Blackburn GL. Compatibility of total nutrient admixtures and secondary cardiovascular medications. Am J Hosp Pharm 1985 ; 42: 777-778.
1397	Revue	Garner ST, Murdoch JM. Dopamine dilutions. Pharm J 1990 ; 244: 218.
1410	Revue	Trissel LA, Martinez JF, Simmons M. Compatibility of etoposide phosphate with selected drugs during simulated Y-site injection. J Am Pharm Assoc 1999 ; 39: 141-145.
1415	Revue	Trissel L.A, Gilbert D.L, Martinez J.F, Baker M.B, Walter W.V, Mirtallo J.M. Compatibility of medications with 3-in-1 parenteral nutrition admixtures. JPEN 1999 ; 23: 67-74.



1420	Revue	Bergquist PA, Hunke WA, Reed RA, Manas D, Forsyth RJ, Kenney RR, Cook J, Holahan M. Compatibility of tirofiban HCl with dopamine HCl, famotidine, sodium heparin, lidocaine HCl and potassium chloride during simulated Y-site administration. J Clin Pharm Ther 1999 ; 24: 125-132.
1423	Revue	Trissel LA, Martinez JF, Gilbert DL. Compatibility of gemcitabine hydrochloride with 107 selected drugs during simulated Y-site injection. J Am Pharm Assoc 1999 ; 39: 514-518.
1490	Revue	Halpern NA, Colucci RD, Alicea M, Greenstein R. The compatibility of nicardipine hydrochloride injection with various ICU medications during simulated Y-site injection. Int J Pharm Clin Pharmacol Ther Tox 1989 ; 27: 250-254.
1496	Revue	Trissel LA, Martinez JF, Gilbert DL. Screening cladribine for Y-site physical compatibility with selected drugs. Hosp Pharm 1996 ; 31: 1425-1428.
1506	Revue	Lopez-Cabezas C, Guerrero L, Molas G, Anglada H, Soy D. Physicochemical compatibility of high concentration drugs usually Y-site administered in intensive care units. EJHP 2015 ;22:107-112.
1508	Revue	Voirol P, Berger-Gryllaki M, Pannatier A, Eggimann P, Sadeghipour F. Visual compatibility of insulin aspart with intravenous drugs frequently used in ICU. EJHP 2015 ;22:123-124.
1512	Laboratoire	Tirofiban (Agrastat®) - Summary of Product Characteristics Beacon Pharmaceuticals Ltd 2015
1625	Revue	Trissel LA, Saenz C, Williams YW, Ingram D. Incompatibilities of lansoprazole injection with other drugs during simulated Y-site coadministration. Int J Pharm Compound 2001 ; 5: 314-321.
1662	Revue	Trissel LA, Saenz CA, Ingram DS, Ogundele AB. Compatibility screening of oxaliplatin during simulated Y-site administration with other drugs. J Oncol Pharm Practice 2002 ; 8: 33-37.
1698	Revue	Körner A, Bonnacker I. Stabilität von dopaminhydrochlorid (Dopamine Solvay®) in mischungen mit infusionlösungen. Krankenhauspharmazie 1997 ; 18: 474-478.
1703	Revue	Schuster F, Bernard R. Kompatibilität von enalaprilat i.v. mit ausgewählten arzneimitteln. Krankenhauspharmazie 1995 ; 16: 101-103.
1712	Revue	Trissel LA, Saenz CA. Compatibility screening of Precedex during simulated Y-site administration with other drugs. Int J Pharm Compound 2002 ; 6: 230-233.
1713	Revue	Trissel LA, Saenz CA. Compatibility screening of bivalirudin during simulated Y-site administration with other drugs. Int J Pharm Compound 2002 ; 6: 311-315.
1721	Revue	Trissel LA, Williams KY, Baker MB. Compatibility screening of Hextend during simulated Y-site administration with other drugs. Int J Pharm Compound 2001 ; 5: 69-72.
1754	Revue	Trissel LA, Gilbert DL, Wolkin AC. Compatibility of docetaxel with selected drugs during simulated Y-site administration. Int J Pharm Compound 1999 ; 3: 241-244.
1801	Revue	Feddema S, Rusho WJ, Tyler LS, Barker B. Physical compatibility of vasopressin with medications commonly used in cardiac arrest. Am J Health-Syst Pharm 2003 ; 60: 1271-1272.
1803	Revue	Trissel LA, Saenz CA, Ogundele OB, Ingram D, Baker MB. Compatibility of fenoldopam mesylate with other drugs during simulated Y-site administration. Am J Health-Syst Pharm 2003 ; 60: 80-85.

1820	Revue	Braenden JU, Stendal TL, Fagernaes CB. Stability of dopamine hydrochloride 0.5 mg/ml in polypropylene syringes. J Clin Pharm Ther 2003 ; 28: 471-474.
1902	Revue	Walker SE, Wyllie A, Law S. Physical compatibility of pantoprazole with selected medications during simulated Y-site administration. Can J Hosp Pharm 2004 ; 57, 2: 90-96.
1925	Revue	Trissel LA , Williams KY, Gilbert DL. Compatibility screening of linezolid injection during simulated Y-site administration with other drugs and infusion solutions. J Am Pharm Assoc 2000 ; 40: 515-519.
1937	Revue	Lai JJ, Brodeur SK. Physical and chemical stability of daptomycin with nine medications. Ann Pharmacotherapy 2004 ; 38: 1612-1616.
1944	Revue	Hartman CA, Faria CE, Mago K. Visual compatibility of bivalirudin with selected drugs. Am J Health-Syst Pharm 2004 ; 61: 1774.
1953	Revue	Trissel LA, Saenz CA, Ogundele AB, Ingram DS. Physical compatibility of pemetrexed disodium with other drugs during simulated Y-site administration. Am J Health-Syst Pharm 2004 ; 61: 2289-2293.
1964	Revue	Hartman CA, Baroletti SA, Churchill WW et al. Visual compatibility of argatroban with selected drugs. Am J Health-Syst Pharm 2002 ; 59: 1784-1785.
1965	Revue	Brustugun J, Kristensen S, Tonnesen HH. Photostability of sympatomimetic agents in commonly used infusion media in the absence and presence of bisulfite. PDA J Pharm Sci Technol 2004 ; 58, 6: 296-308.
1982	Revue	Trissel LA, Ogundele AB. Compatibility of anidulafungin with other drugs during simulated Y-site administration. Am J Health-Syst Pharm 2005 ; 62: 834-837.
2017	Revue	Barker B, Feddema S, Rusho WJ, Dengg R. Visual compatibility of vasopressin with other injectable drugs. Am J Health-Syst Pharm 2005 ; 62: 1969-1976.
2018	Revue	Veggeland T. Visual compatibility of clonidine with selected drugs. Am J Health-Syst Pharm 2005 ; 62: 1968-1969.
2090	Revue	Pere H, Chasse V, Forest JM, Hildgen P. Compatibility of injectable pantoprazole in Y-site administration. Pharmactuel 2004 ; 37: 193-196.
2108	Revue	Trusley C, Kupiec TC, Trissel LA. Compatibility of micafungin injection with other drugs during simulated Y-site co-administration. Int J Pharm Compound 2006 ; 10: 230-232.
2109	Revue	Pelletier E, Forest JM, Hildgen P. Compatibilité de la kétamine injectable lors de l'administration en dérivé avec d'autres médicaments usuels. Pharmactuel 2006 ; 39: 71-75.
2141	Revue	Barinian N, Chanteux H, Viaene E, Servais H, Tulkens PM. Stability and compatibility study of cefepime in comparaison with ceftazidime for potential administration by continuous infusion under conditions pertinent to ambulatory treatment of cystic fibrosis patients and to administration in intensive care units. J Antimicrob Chemother 2003 ; 51: 651-658.
2192	Revue	Cochran BG, Sowinski KM, Fausel C, Overholser BR. Physical compatibility and chemical stability of mycophenolate mofetil during simulated Y-site administration with commonly coadministered drugs. Am J Health-Syst Pharm 2007 ; 64, 13: 1410-1414.

2231	Revue	de Jongh R, Hens R, Basma V, mouton JW, Tulkens PM, Carryn S. Continuous versus intermittent infusion of temocillin, a directed spectrum penicillin for intensive care patients with nosocomial pneumonia: stability, compatibility, population pharmacokinetic studies and breakpoint selection. J Antimicrob Chemother 2008 ; 61, 2: 382-388.
2233	Revue	Condie C.K, Tyler L.S, Barker B, Canann D.M. Visual compatibility of caspofungin acetate with commonly used drugs during simulated Y-site delivery Am J Health-Syst Pharm 2008 ; 65, 5: 454-457.
2247	Revue	Chan P, Heatherly K, Kupiec T.C, Trissel L.A. Compatibility of caspofungin acetate injection with other drugs during simulated Y-site coadministration. Int J Pharm Compound 2008 ; 12, 3: 276-278.
2262	Revue	Brammer MK, Chan P, Heatherly K, Trusley C, Kupiec TC, Trissel LA, Psathas PA, Gilmor T, Schaufelberger D. Compatibility of doripenem with other drugs during simulated Y-site administration Am J Health-Syst Pharm 2008 ; 65: 1261-1265.
2269	Revue	Chan P, Bishop A, Kupiec TC, Trissel LA, Gole D, Jimidar IM, Vermeersch H. Compatibility of ceftobiprole medocaril with selected drugs during simulated Y-site administration. Am J Health-Syst Pharm 2008 ; 65, 16: 1545-1551.
2271	Laboratoire	Daptomycine (Cubicin®) Résumé des caractéristiques du produits Novartis 2006
2879	Poster	Imesch G., Humbert-Delaloye V., Berger M., Pannatier A. Compatibilité entre amiodarone, catecholamines et/ou nitroprussiate de sodium, administré en continu par voie veineuse aux soins intensifs adultes. GSASA Congress - Lucerne - Switzerland 2008
3012	Revue	Sullivan T, Forrest J.M, Leclair G. Compatibility of Cloxacillin Sodium with Selected Intravenous Drugs During Simulated Y-Site Administration Hosp Pharm 2015 ; 50, 3: 214-220.
3152	Revue	Kumar A, Mann HJ. Visual compatibility of oritavancin diphosphate with selected coadministered drugs during simulated Y-site administration. Am J Health-Syst Pharm 2010 ; 67: 1640-1644.
3177	Poster	Humbert-Delaloye V, Berger M, Pannatier A. Compatibilités physico-chimique entre catécholamines, amiodarone, et/ou nitroprussiate de sodium intraveineux. 16èmes JFSPH, Sion, 18-19 novembre 2010 2010
3201	Revue	Dice JE. Physical compatibility of alprostadil with commonly used IV solutions and medications in the neonatal intensive care unit. J Pediatr Pharmacol Ther 2006 ; 11:233-236.
3210	Revue	Jasti Bhaskara R, Saraf Poonam. Compatibility of Parenteral Furosemide with Seventeen Secondary Drugs Used in Standard Concentrations. Int J Pharm Compound 2011 ; 15, 3: 259-261.
3216	Revue	Legris ME, Valiquette ME, Lavoie A, Forest JM, Leclair G. Compatibilité physique par évaluation visuelle du salbutamol injectable lors de son administration en Y. Pharmactuel 2011 ; 44, 1 : 14-18
3249	Revue	Singh BM, Dedhiya MG, Dinunzio J, Chan P, Kupiec TC, Trissel LA, Laudano JB. Compatibility of ceftaroline fosamil for injection with selected drugs during simulated Y-site administration. Am J Health-Syst Pharm 2011 ; 68: 2163-2169.
3254	Revue	Housman S.T, Tessier P.R, Nicolau D.P, Kuti J.L. Physical compatibility of telavancin hydrochloride with select i.v. drugs during simulated Y-site administration Am J Health-Syst Pharm 2011 ; 68: 2265-2270.
3332	Laboratoire	Tigecycline (Tigacyl®) - Summary of Product characteristics Pfizer 2012
3372	Revue	Hanci V, Ali Kiraz H, Ömür D, Ekin S, Uyan B, Yurtlu B.S. Precipitation in Gallipoli: Sugammadex / Amiodarone & Sugammadex / Dobutamine & Sugammadex / Protamine. Rev Bras Anesthesiol 2013 ; 63, 1: 163-166.




























































3381	Revue	Humbert-Delaloye V, Berger-Gryllaki M, Voirol P, Gattlen L, Pannatier A. In vitro compatibility of various cardioactive drugs during simulated Y-site administration. EJHP 2013 ; 20:110-116.
3385	Revue	Raverdi V, Ampe E, Hecq JD, Tulkens PM. Stability and compatibility of vancomycin for administration by continuous infusion. J Antimicrob Chemother 2013 ; 68: 1179-1182.
3408	Revue	Tollec S, Touzin K, Pelletier E, Forest J.M. Evaluation visuelle de la compatibilité physique de la naloxone avec d'autres médicaments intraveineux usuels. Pharmactuel 2013 ; 46, 1 : 16-21.
3595	Laboratoire	Aciclovir - Summary of Product Characteristics Hospira 2009
3638	Laboratoire	Dopamin (Dopamine 40 mg/mL sterile concentrate®) - Summary of Product Characteristics Hospira 2010
3712	Revue	Ghanayem N.S, Lee L, Nelson T, Wong S, Gordon G.B, Markdante K et al. Stability of dopamine and epinephrine solutions up to 84 hours. Pediatr Crit Care Med 2001 ; 2, 4: 315-317.
3715	Revue	Mauro V.F, Howard M.S, Boddu S.H.S, Churchwell M.D. Compatibility of conivaptan injection with select cardiovascular medications. Am J Health-Syst Pharm 2014 ; 71:1534-1535
3759	Revue	Igarashi K, Kawahara M. Examination of the cause of changing solution color by mixing aminophylline and dopamine, the compatibility of which was indicated by the supplier. Yakugaku Zasshi 2014 ; 134, 2: 293-298.
3766	Revue	Forrest J.M, Hildgen P. Compatibilité de l'acétylcystéine injectable lors de son administration en Y avec d'autres médicaments usuels Pharmactuel 2014 ; 47, 3 : 161-165.
3767	Revue	Legris M.E, Lavoie A, Forrest J.M, Hildgen P. Compatibilité par évaluation visuelle du thiopental injectable lors de son administration en Y avec des médicaments usuels. Pharmactuel 2014 ; 47, 3 : 167-172.
3823	Revue	Juan E.P, Palau M.M, Cerdá S.A, Rubert M.A, Nicolau B.R. Compatibilité physique de médicaments administrés dans l'unité de soins intensifs  Pharmactuel 2015 ; 48, 3 : 146-152.
3824	Revue	Boudi S, Roy H, Forest JM, Leclair G. Compatibilité physique de l'association amoxicilline-acide clavulanique en injection avec plusieurs autres médicaments lors d'une administration en Y. Pharmactuel 2023 2023;56,3:91-98
3827	Poster	Ghazi I.M, Hamada Y, Nicolau D.P. Compatibility of tedizolid phosphate with selected intravenous drugs via simulated Y-site conditions. ASHP Midyear 2015
3828	Poster	Thabit A.K, Hamada Y, Nicolau D.P. Ceftazolin/tazobactam physical compatibility during simulated Y-site administration. ASHP Midyear 2015
3829	Poster	So W, Kim L, Thabit A.K, Nicolau D.P, Kuti J.L. Compatibility of isavanazonium sulfate during simulated Y-site administration. ASHP Midyear 2015
3923	Revue	Luu Y, Thigpen J, Brown S.D. Stability of sildenafil in combination with heparin and dopamine. Am J Health-Syst Pharm 2017 ; 74, 1: e64-e71
3932	Laboratoire	Hydroxocobalamine (Cyanokit®) - Résumé des caractéristiques du produit Serb Laboratoire 2015

3942	Revue	Frank M.I, Boddu S.H.S, Mauro V.F., Churchwell M.D. Physical compatibility of valproate sodium injection with dobutamine and dopamine. Am J Health-Syst Pharm 2017 ; 74, 5: 280-281.
3964	Revue	Audet M.A, Forest E, Friciu M, Forest J.M, Leclair G. Compatibilité du citrate de caféine injectable avec plusieurs autres médicaments. Pharmactuel 2017 ; 50,1 : 27-33.
4055	Revue	Monogue M, Almarzoky Abuhussain S, Kuti J, Nicolau D. Physical compatibility of fosfomycin for injection with select i.v. drugs during simulated Y-site administration. Am J Health-Syst Pharm 2018 , 75, 1:36-44
4108	Revue	Cruz K, Chrchwell M, Mauro V, Boddu. Physical compatibility of levetiracetam injection with heparin, dobutamine, and dopamine. Am J Health-Syst Pharm 2018 ;75;8:510-512
4145	Revue	Asempa T.E, Avery L.M, Kidd J.M, Kuti J.L, Nicolau D.P. Physical compatibility of plazomicin with select i.v. drugs during simulated Y-site administration. Am J Health-Syst Pharm 2018 ;75,14:1048-1056
4319	Revue	Lessard J-J, Caron E, Schérier H, Forest J-M, Leclair G. Compatibility of Y-site Injection of Meropenem Trihydrate With 101 Other Injectable Drugs. Hosp Pharm 2020 ; 55, 5: 332-337.
4389	Revue	Côté K, Correal F, Metras M.E, Friciu M, Forest J.M, Leclair G. Compatibilité physique des médicaments administrés en Y aux soins intensifs, en particulier la dexmédétomidine, le lévosimendan et la kétamine. Pharmactuel 2019 ;52,4:206-213
4407	Revue	Bustin A, Ramsey Z, Hanna B, Kaushal G. Compatibility of treprostinil sodium and dopamine hydrochloride during simulated Y-site administration. Am J Health-Syst Pharm 2020 ;77,8:649-657.
4433	Revue	Ghazi I.M, El Nekidy W.S, Sood A, Dulku A, Patel R, Patel K. Y-site Administration of Imipenem/Cilastatin/ Relebactam With Common Intravenous Medications Clin Ther 2020 ; 42, 3: 475-485.
4434	Revue	Avery L.M, Chen, I.H, Reyes, S, Nicolau, D.P, Kuti J.L. Assessment of the Physical Compatibility of Eravacycline and Common Parenteral Drugs During Simulated Y-site Administration. Clin Ther 2019 ; 41, 10: 2162-2170.
4491	Revue	De Basagoiti A, Katsumiti A, Abascal S, Bustinza A, López-Giménez L.R, Pilar P, De Miguel M, Campino A. Physical compatibility of alprostadil with selected drugs commonly used in the neonatal intensive care units. Eur J Pedia 2020
4524	Poster	Stucki C, Sautter A-M, Bonnabry P. Physical compatibility of the propofol emulsion with 33 drugs used in anaesthesiology. ESCP Symposium, Geneva, Switzerland 2009
4603	Revue	Vallée M, Barthélémy I, Friciu M, Pelletier E, Forest J.M, Benoit F, Leclair G. Compatibility of Lactated Ringer's Injection With 94 Selected Intravenous Drugs During Simulated Y-site Administration. Hosp Pharm 2021 ; 56, 4: 228-234.
4650	Laboratoire	Ceftobiprole (Zevtera 500 mg powder for concentrate for solution for infusion.) Summary of Product Characteristics, Advanz Pharma updated 4 aug 2021. Advanz Pharma 2021
4651	Revue	De Basagoiti A, Katsumiti A, Abascal S, Bustinza A, López-Giménez L.R, Pascual P, De Miguel M, Campino A. Physical compatibility of alprostadil with selected drugs commonly used in the neonatal intensive care units. Eur J Pedia 2021 ;180,1169-1176.
4655	Revue	Holyk A, Lindner A, Lindner S, Shippert B Physical compatibility of Normosol-R with critical care medications used in patients with COVID-19 during simulated Y-site administration. Am J Health-Syst Pharm 2022 ;79,1:27-33

4742	Revue	Macoviciuc M, Nguyen C, Forest J-M, Leclair G. Compatibilité physique de l'acétaminophène injectable avec 102 autres médicaments lors d'une administration en Y. Pharmactuel 2022 ; 55, 4: 247-255.
4801	Revue	Ruiz V, Yuwei Shen Y, Abouelhassan Y, Fouad A, Nicolau D, Kuti J. Physical compatibility of sulbactam/durlobactam with select intravenous drugs during simulated Y-site administration. Am J Health-Syst Pharm 2024 ;51,1:



# Dictionnaire

 Cardiotonique	 Injectable
 Noms commerciaux	 Stabilité des solutions
 Contenant	 Molécule
 Concentration	 Température
 Conservation	 Durée de stabilité
 Biosimilaire	 Données conflictuelles
 Bibliographie	 Verre
 NaCl 0,9% ou glucose 5%	 Lumière
 Heure	 Glucose 5%
 A l'abri de la lumière	 Jour
<b>RL</b> Ringer lactate	 Polyvinyl chlorure
 Seringue polypropylène	 Non précisée
 Avec ou sans lumière	 Glucose 10%
 Non précisé	 Stabilité en mélange
 Solvant	 Molécule
 NaCl 0,45% Glucose 2,5%	 Chlorure de sodium 0,45%
 Polyéthylène	 Polypropylène
 Chlorure de sodium 0,9%	 Facteur influençant la stabilité
 Provoque	 Dégradation
 Augmentation stabilité	 Nutrition parentérale (mélange ternaire)
 NaHCO <sub>3</sub>	 Compatibilités
 Incompatibilité non précisée	 Incompatible
 Changement de couleur après 2 heures	 Compatible
 Précipitation en 4 heures	 Eau pour préparation injectable
 Instabilité chimique	 Précipitation immédiate
 Changement de couleur	 Aucun
 NaCl 0,9% + bactériostatique	 Turbidité en 1 heure
 Changement de couleur à 4 heures	 Turbidité immédiate
 Solvant spécifique	 Précipitation en 1 heure
 Instabilité de l'émulsion à 6 heures	 Nutrition parentérale (mélange binaire)

 Normosol®	 Voie d'administration
 Perfusion intraveineuse	 Perfusion continue
 Bibliographie	 Dictionnaire