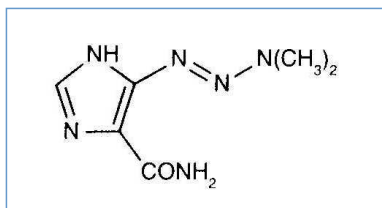


Stabilis



Dacarbazine



Noms commerciaux

Acocarb	Mexique
Celdaz	Inde, Pérou
Dabaz	Inde
Dacarb	Inde, Pérou
Dacarba	Inde
Dacarbaz	Turquie
Dacarbazin	Autriche, Hongrie, Malaisie, Pologne
Dacarbazina	Argentine, Chili, Colombie, Equateur, Espagne
Dacarbazine	Australie, Belgique, Canada, Danemark, Etats Unis d'Amérique, Grande Bretagne, Inde, Iran, Irlande, Nouvelle Zélande, Suède
Dacarex	Inde, Pérou
Dacarin	Inde
Dacarpalm	Pérou
Dacarzine	Inde
Dacatic	Finlande
Dacin	Suisse
Dacmed	Inde
Daracina	Colombie
Deticene	Arabie Saoudite, France, Grèce, Italie, Pays bas, Tunisie
Detilem	Mexique
Detimedac	Allemagne, Colombie
DTI	Malaisie
DTIC	Australie, Autriche, Etats Unis d'Amérique, Grande Bretagne, Nouvelle Zélande, Suède
Fauldetic	Portugal
Ifadac	Mexique
Oncocarbil	Argentine, Equateur, Pérou
Tiferomed	Mexique



Stabilité des solutions

		10 mg/ml	25°C		15			3266

		10 mg/ml	6-8°C		14			3266
		11 mg/ml	2-6°C		7			1635
		11 mg/ml	20-25°C		96			1635
		0,64 mg/ml	23°C		48			1501
		0,64 mg/ml	4°C		48			1501
		1,6 mg/ml	4°C		30			40
		0,64 mg/ml	23°C		48			1501
		0,64 mg/ml	4°C		48			1501
		1,4 mg/ml	2-6°C		168			1635
		1,4 mg/ml	20°C-25°C		72			1635
		0,64 mg/ml	23°C		48			1501
		0,64 mg/ml	4°C		48			1501
		mg/ml	25°C		9			3266
		mg/ml	6-8°C		6			3266



Stabilité en mélange

		0,85 mg/ml	20°C-23°C		Granisetron hydrochloride : 0,5 mg/ml	4	
		0,05 mg/ml	25°C		Palonosetron hydrochloride : 25 µg/ml	4	
		8 mg/ml	30°C		Ondansetron hydrochloride : 0,64 mg/ml Doxorubicin hydrochloride : 0,8 mg/ml	24	
		8 mg/ml	4°C		Ondansetron hydrochloride : 0,64 mg/ml Doxorubicin hydrochloride : 0,8 mg/ml	7	






































































Facteur influençant la stabilité

				353
				1383
				3605



Compatibilités

			
			307
			3
			99
			251
			1410
			244
			492
			57
			3605
			3267
			860
			3540
			3605
			3267
			169
			184
			184
			184
			184
			334
			248
			2107
			81
			335

		Dacarbazine Sodium bicarbonate		3605
		Dacarbazine Sodium bicarbonate		3267
		Dacarbazine : 4 mg/ml Teniposide : 0.1 mg/ml		905
		Dacarbazine : 4 mg/ml Thiotepa : 1 mg/ml		249
		Dacarbazine : 4 mg/ml Vinorelbine tartrate : 1 mg/ml		84
		Dacarbazine		3605



Voie d'administration



Bibliographie

	Type	Source
3	Revue	Trissel LA, Martinez JF. Compatibility of amifostine with selected drugs during simulated Y-site administration. Am J Health-Syst Pharm 1995 ; 52: 2208-2212.
26	Revue	Stewart JT, Warren FW, King DT, Venkateshwaran TG, Ponder GW, Fox JL. Stability of ondansetron hydrochloride, doxorubicin hydrochloride, and dacarbazine or vincristine sulfate in elastomeric portable infusion devices and polyvinyl chloride bags. Am J Health-Syst Pharm 1997 ; 54: 915-920.
40	Revue	Dine T, Lebegue S, Benaji B, Gressier B, Segard V, Goudaliez F, Luyckx M, Brunet C, Mallevais ML, Kablan J, Cazin M, Cazin JC. Stability and compatibility studies of four cytostatic agents (fluorouracil, dacarbazine, cyclophosphamide and ifosfamide) with PVC infusion bags. Pharm Sci Communications 1994 ; 4: 97-101.
57	Revue	Mayron D, Gennaro AR. Stability and compatibility of granisetron hydrochloride in IV solutions and oral liquids and during simulated Y-site injection with selected drugs. Am J Health-Syst Pharm 1996 ; 53: 294-304.
81	Revue	Trissel LA, Martinez JF. Compatibility of piperacillin sodium plus tazobactam with selected drugs during simulated Y-site injection. Am J Hosp Pharm 1994 ; 51: 672-678.
84	Revue	Trissel LA, Martinez JF. Visual, turbidimetric, and particle-content assessment of compatibility of vinorelbine tartrate with selected drugs during simulated Y-site injection. Am J Hosp Pharm 1994 ; 51: 495-499.
99	Revue	Trissel LA, Martinez JF. Compatibility of aztreonam with selected drugs during simulated Y-site administration. Am J Health-Syst Pharm 1995 ; 52: 1086-1090.

169	Revue	Trissel LA, Martinez JF. Physical compatibility of melphalan with selected drugs during simulated Y-site administration. Am J Hosp Pharm 1993 ; 50: 2359-2363.
184	Revue	Stewart JT, Warren FW, King DT, Fox JL. Stability of ondansetron hydrochloride and five antineoplastic medications. Am J Health-Syst Pharm 1996 ; 53: 1297-1300.
244	Revue	Trissel LA, Martinez JF. Compatibility of filgrastim with selected drugs during simulated Y-site administration. Am J Hosp Pharm 1994 ; 51: 1907-1913.
248	Revue	Trissel LA, Martinez JF. Turbidimetric assessment of the compatibility of taxol with 42 other drugs during simulated Y-site injection. Am J Hosp Pharm 1993 ; 50: 300-304.
249	Revue	Trissel LA, Martinez JF. Compatibility of thiotepa (lyophilized) with selected drugs during simulated Y-site administration. Am J Health-Syst Pharm 1996 ; 53: 1041-1045.
251	Revue	Trissel LA, Gilbert DL, Martinez JF. Compatibility of doxorubicin hydrochloride liposome injection with selected other drugs during simulated Y-site administration. Am J Health-Syst Pharm 1997 ; 54: 2708-2713.
307	Revue	Trissel LA, Martinez JF. Compatibility of allopurinol sodium with selected drugs during simulated Y-site administration. Am J Hosp Pharm 1994 ; 51: 1792-1799.
334	Revue	Trissel LA, Tramonte SM, Grilley BJ. Visual compatibility of ondansetron hydrochloride with selected drugs during simulated Y-site injection. Am J Hosp Pharm 1991 ; 48: 988-992.
335	Revue	Trissel LA, Bready BB, Kwan JW, Santiago NM. Visual compatibility of sargramostim with selected antineoplastic agents, anti-infectives, or other drugs during simulated Y-site injection. Am J Hosp Pharm 1992 ; 49: 402-406.
353	Revue	Lunn G, Sansone EB. Reductive destruction of dacarbazine, procarbazine hydrochloride, isoniazid, and iproniazid. Am J Hosp Pharm 1987 ; 44: 2519-2524.
492	Revue	Trissel LA, Parks NPT, Santiago NM. Visual compatibility of fludarabine phosphate with antineoplastic drugs, anti-infectives, and other selected drugs during simulated Y-site injection. Am J Hosp Pharm 1991 ; 48: 2186-2189.
860	Revue	Nelson RW, Young R, Lamnin M. Visual incompatibility of dacarbazine and heparin. Am J Hosp Pharm 1987 ; 44: 2028.
905	Revue	Trissel LA, Martinez JF. Screening teniposide for Y-site physical incompatibilities. Hosp Pharm 1994 ; 29: 1010-1017.
1383	Revue	Stevens MFG, Peatey L. Photodegradation of solutions of the antitumour drug DTIC. J Pharm Pharmacol 1978 ; 30: 47P.
1410	Revue	Trissel LA, Martinez JF, Simmons M. Compatibility of etoposide phosphate with selected drugs during simulated Y-site injection. J Am Pharm Assoc 1999 ; 39: 141-145.
1501	Revue	Beitz C, Bertsch T, Hannak D, Schrammel W, Einberger C, Wehling M. Compatibility of plastics with cytotoxic drug solutions - comparison of polyethylene with other container materials. Int J Pharm 1999 ; 185: 113-121.

1635	Revue	El Aatmani M, Poujol S, Astre C, Malosse F, Pinguet F. Stability of dacarbazine in amber glass vials and polyvinyl chloride bags. Am J Health-Syst Pharm 2002 ; 59: 1351-1356.
2107	Revue	Trissel LA, Zhang Y, Xu QA. Physical and chemical stability of palonosetron hydrochloride with dacarbazine and with methylprednisolone sodium succinate during simulated Y-site administration. Int J Pharm Compound 2006 ; 10: 234-236.
3266	Laboratoire	Lipomed Laboratories Dacarbazine solutions: In Use stability of dacarbazine lipomed® Lipomed 2011
3267	Laboratoire	Lipomed Laboratories Dacarbazine Lipomed - Summary of Product Characteristics Lipomed 2011
3540	Laboratoire	Heparin sodium - Summary of Product Characteristics. Wockhardt 2010
3605	Laboratoire	Dacarbazine (Dacarbazine Lipomed®) - Résumé des caractéristiques du produit Lipomed 2010



Dictionnaire

 Anticancéreux	 Injectable
 Noms commerciaux	 Stabilité des solutions
 Contenant	 Molécule
 Concentration	 Température
 Conservation	 Durée de stabilité
 Biosimilaire	 Données conflictuelles
 Bibliographie	 Verre
 Eau pour préparation injectable	 A l'abri de la lumière
 Heure	 Jour
 Chlorure de sodium 0,9%	 Polyvinyl chlorure
 NaCl 0,9% ou glucose 5%	 Glucose 5%
 Polyéthylène	 Non précisé
 Stabilité en mélange	 Solvant
 Molécule	 Lumière
 Non précisée	 Facteur influençant la stabilité
 Provoque	 Dégradation
 NaHCO ₃	 Compatibilités
 Précipitation en 1 heure	 Incompatible
 Compatible	 Incompatibilité non précisée
 Précipitation immédiate	 Voie d'administration
 Perfusion intraveineuse	 Intraartérielle
 Bibliographie	 Dictionnaire