










































Stabilis



							
Moxifloxacin	0.025 mg/ml			25°C		3 	2145
Moxifloxacin	0.025 mg/ml			37°C		12 	2145
Moxifloxacin	0.025 mg/ml			4°C		14 	2145
Vancomycin hydrochloride	0,025 mg/ml			20°C		28 	2370
Vancomycin hydrochloride	0,025 mg/ml			37°C		5 	2370
Vancomycin hydrochloride	0,025 mg/ml			4°C		28 	2370



Dictionnaire

 Listes récapitulatives	 Stabilité des solutions
 Solvant	 Dianéal® PD1 3.86% glucose (Baxter)
 Molécule	 Concentration
 Contenant	 Température
 Conservation	 Durée de stabilité
 Bibliographie	 Polyvinyl chlorure
 Non précisée	 Jour
 Heure	 Lumière
 Dictionnaire	