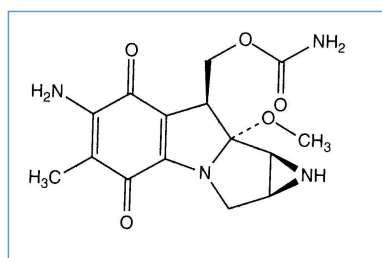


# Stabilis



## Mitomycin



### Noms commerciaux

Ametycine	France
Crisofimina	Argentine
Fatrix	Chili
Maximitom	Argentine
Maximiton	Equateur
Minazol	Colombie
Mitameta	Italie
Mitem	Allemagne, Suisse
Mitocin	Brésil
Mitokebir	Argentine, Equateur
Mitolem	Colombie, Vénézuela
Mitomicina	Argentine, Chili, Equateur, Espagne, Italie, Mexique, Pérou, Portugal, Roumanie
Mitomycin	Allemagne, Autriche, Belgique, Danemark, Etats Unis d'Amérique, Finlande, Grande Bretagne, Grèce, Hongrie, Iran, Irlande, Italie, Malaisie, Norvège, Nouvelle Zélande, Pologne, Slovénie, Suède, Turquie
Mitomycine	Luxembourg, Pays bas
Mitotie	Argentine, Chili, Equateur, Pérou
Mitozytrex	Etats Unis d'Amérique
Mixandex	Colombie, Mexique
Mutamycin	Etats Unis d'Amérique
Riptam	Colombie
Ronzine	Argentine, Pérou
Urocin	Allemagne



### Stabilité des solutions

Container	Volume	Concentration	Température	Protection	Durée	Stabilité	Alertes	Code
		1 mg/ml	2-8°C		2			4763
		1 mg/ml	20-25°C		6			4763
		1 mg/ml	25°C		24			1827
		1 mg/ml	25°C		8			3897
		0.6 mg/ml	-30°C		30			1239

		0,5 mg/ml	25°C		7			648
		0,5 mg/ml	4°C		28			648
		1 mg/ml	25°C		8			3897
		2 mg/ml	2-8°C		8			4763
		2 mg/ml	20-25°C		8			4763
		0,2 mg/ml	2-8°C		5			4763
		0,2 mg/ml	20-25°C		6			4763
		0,2 mg/ml	25°C		10			3897
		0,4 mg/ml	2-8°C		2			4763
		0,4 mg/ml	20-25°C		6			4763
		1 mg/ml	37°C		5			4282
		2 mg/ml	37°C		5			4282
		0,4 mg/ml	-20°C		23			4367
		0,4 mg/ml	25°C		24			4367
		0,4 mg/ml	4°C		14			4367
		0,6 mg/ml	4°C		4			1827
		0,6 & 0,8 mg/ml	25°C		4			1827

























































## Facteur influençant la stabilité

	4°C > 0,6 mg/ml			1827
				1178
				485
	-20°C			1239
	-20°C [ 1 mg/ml ]			4526
				485
				407
	PH < 5			835
	PH > 10			3575
	PH > 9			4471
	PH > 9			835
	PH < 5,6			3575
	PH < 5,6			4471



## Compatibilités

			
		Mitomycin	 4471
		Mitomycin : 0.5 mg/ml Allopurinol sodium : 3 mg/ml	 307
		Mitomycin : 0.5 mg/ml Amifostine : 10 mg/ml	 3
		Mitomycin Ampicillin sodium	4471
		Mitomycin Ampicillin sodium	3128
		Mitomycin	 1178
		Mitomycin Ascorbic acid	3128
		Mitomycin Ascorbic acid	4471
		Mitomycin Asparaginase	4471
		Mitomycin Asparaginase	3128
		Mitomycin : 0.5 mg/ml Aztreonam : 40 mg/ml	 99
		Mitomycin Bleomycin sulfate	3128
		Mitomycin Bleomycin sulfate	4471
		Mitomycin Bleomycin sulfate	4154
		Mitomycin : 0,5 mg/ml Caspofungin acetate : 0,7 mg/ml	 2247
		Mitomycin Cefalotin sodium	4471
		Mitomycin Cefalotin sodium	3128
		Mitomycin Cyanocobalamine	4471
		Mitomycin Cyclophosphamide	3128
		Mitomycin Cyclophosphamide	4471
		Mitomycin Doxorubicin hydrochloride	4471
		Mitomycin Doxorubicin hydrochloride	3128
		Mitomycin Doxycycline hyclate	3128
		Mitomycin Doxycycline hyclate	4471

		Mitomycin : 0.5 mg/ml Etoposide phosphate : 5 mg/ml		1410
		Mitomycin Filgrastim		3128
		Mitomycin : 0.5 mg/ml Filgrastim : 30 µg/ml		244
		Mitomycin Filgrastim		4471
		Mitomycin : 0.5 mg/ml Gemcitabine hydrochloride : 10 mg/ml		1423
		Mitomycin Gentamicin sulfate		4471
		Mitomycin Gentamicin sulfate		3128
		Mitomycin : 0.5 mg/ml Granisetron hydrochloride : 0.05 mg/ml		182
		Mitomycin : 0.5 mg/ml Melphalan : 0.1 mg/ml		169
		Mitomycin Minocycline hydrochloride		4471
		Mitomycin Minocycline hydrochloride		3128
		Mitomycin : 0.5 mg/ml Ondansetron hydrochloride : 1 mg/ml		334
		Mitomycin Oxytetracycline hydrochloride		4471
		Mitomycin Phytomenadione		4471
		Mitomycin Phytomenadione		3128
		Mitomycin : 0.5 mg/ml Piperacillin sodium / tazobactam : 40/5 mg/ml		81
		Mitomycin Pyridoxine hydrochloride		3128
		Mitomycin : 0.5 mg/ml Sargramostim : 10 µg/ml		335
		Mitomycin : 0.5 mg/ml Teniposide : 0.1 mg/ml		905
		Mitomycin Thiamine hydrochloride		3128
		Mitomycin Thiamine hydrochloride		4471
		Mitomycin : 0.5 mg/ml Thiotepa : 1 mg/ml		249
		Mitomycin Tigecycline		3128
		Mitomycin : 0.084 mg/ml Topotecan : 0.056 mg/ml		1026
		Mitomycin Vinorelbine tartrate		4471
		Mitomycin Vinorelbine tartrate		3128



Mitomycin : 0.5 mg/ml  
Vinorelbine tartrate : 1 mg/ml



84



## Voie d'administration



## Bibliographie

	Type	Source
3	Revue	Trissel LA, Martinez JF. Compatibility of amifostine with selected drugs during simulated Y-site administration. Am J Health-Syst Pharm 1995 ; 52: 2208-2212.
81	Revue	Trissel LA, Martinez JF. Compatibility of piperacillin sodium plus tazobactam with selected drugs during simulated Y-site injection. Am J Hosp Pharm 1994 ; 51: 672-678.
84	Revue	Trissel LA, Martinez JF. Visual, turbidimetric, and particle-content assessment of compatibility of vinorelbine tartrate with selected drugs during simulated Y-site injection. Am J Hosp Pharm 1994 ; 51: 495-499.
99	Revue	Trissel LA, Martinez JF. Compatibility of aztreonam with selected drugs during simulated Y-site administration. Am J Health-Syst Pharm 1995 ; 52: 1086-1090.
169	Revue	Trissel LA, Martinez JF. Physical compatibility of melphalan with selected drugs during simulated Y-site administration. Am J Hosp Pharm 1993 ; 50: 2359-2363.
182	Revue	Trissel LA, Gilbert DL, Martinez JF. Compatibility of granisetron hydrochloride with selected drugs during simulated Y-site administration. Am J Health-Syst Pharm 1997 ; 54: 56-60.
244	Revue	Trissel LA, Martinez JF. Compatibility of filgrastim with selected drugs during simulated Y-site administration. Am J Hosp Pharm 1994 ; 51: 1907-1913.
249	Revue	Trissel LA, Martinez JF. Compatibility of thiotepa (lyophilized) with selected drugs during simulated Y-site administration. Am J Health-Syst Pharm 1996 ; 53: 1041-1045.
307	Revue	Trissel LA, Martinez JF. Compatibility of allopurinol sodium with selected drugs during simulated Y-site administration. Am J Hosp Pharm 1994 ; 51: 1792-1799.
334	Revue	Trissel LA, Tramonte SM, Grilley BJ. Visual compatibility of ondansetron hydrochloride with selected drugs during simulated Y-site injection. Am J Hosp Pharm 1991 ; 48: 988-992.
335	Revue	Trissel LA, Bready BB, Kwan JW, Santiago NM. Visual compatibility of sargramostim with selected antineoplastic agents, anti-infectives, or other drugs during simulated Y-site injection. Am J Hosp Pharm 1992 ; 49: 402-406.
407	Revue	Quebberman EJ, Hoffman NE, Ausman RK, Hamid AAR. Stability of mitomycin admixtures. Am J Hosp Pharm 1985 ; 42: 1750-1754.

485	Revue	Dorr RT, Liddil JD. Stability of mitomycin C in different infusion fluids: compatibility with heparin and glucocorticosteroids. J Oncol Pharm Practice 1995 ; 1: 19-24.
648	Revue	Das Gupta V. Stability of mitomycin aqueous solution when stored in tuberculin syringes. Int J Pharm Compound 1997 ; 1: 282-283.
835	Revue	Edwards D, Selkirk AB, Taylor RB. Determination of the stability of mitomycin C by high performance liquid chromatography. Int J Pharm 1979 ; 4: 21-26.
905	Revue	Trissel LA, Martinez JF. Screening teniposide for Y-site physical incompatibilities. Hosp Pharm 1994 ; 29: 1010-1017.
1026	Revue	Mayron D, Gennaro AR. Stability and compatibility of topotecan hydrochloride with selected drugs. Am J Health-Syst Pharm 1999 ; 56: 875-881.
1178	Revue	Benvenuto JA, Anderson RW, Kerkof K, Smith RG, Loo TL. Stability and compatibility of antitumor agents in glass and plastic containers. Am J Hosp Pharm 1981 ; 38: 1914-1918.
1239	Revue	Stolk LML, Fruijtjer A, Umans□ . Stability after freezing and thawing of solutions of mitomycin C in plastic minibags for intravesical use. Pharm Weekbl [Sci] 1986 ; 8: 286-288.
1410	Revue	Trissel LA, Martinez JF, Simmons M. Compatibility of etoposide phosphate with selected drugs during simulated Y-site injection. J Am Pharm Assoc 1999 ; 39: 141-145.
1423	Revue	Trissel LA, Martinez JF, Gilbert DL. Compatibility of gemcitabine hydrochloride with 107 selected drugs during simulated Y-site injection. J Am Pharm Assoc 1999 ; 39: 514-518.
1827	Revue	Beijnen JH, Van Gijn R, Underberg WJM. Chemical stability of the antitumor mitomycin C in solutions for intravesical instillation. J Parenter Sci Technol 1990 ; 44: 332-335.
2247	Revue	Chan P, Heatherly K, Kupiec T.C, Trissel L.A. Compatibility of caspofungin acetate injection with other drugs during simulated Y-site coadministration. Int J Pharm Compound 2008 ; 12, 3: 276-278.
3128	Laboratoire	Mitomycine (Amétycine®) - Résumé Caractéristiques du Produit Prostrakan 2013
3575	Laboratoire	Mitomycine (Ametycine®) - Résumé des caractéristiques du produit Prostrakan 2013
3897	Revue	Briot T, Truffaut C, Le Quay L, Lebreton A, Lagarce F. Stability of Reconstituted and Diluted Mitomycin C Solutions in Polypropylene Syringes and Glass Vials. Pharmaceutical Technology in Hospital Pharmacy 2016 ;1,2:83-89
4154	Laboratoire	Bleomycin sulfate- Summary of Product Characteristics Accord Health Care 2018
4282	Revue	Myers A-L, Zhang Y-P, Kawedia J-D, Zhou X., Sobocinski S-M, Metcalfe M-J, Kramer M-A, Dinney C.P.N, Kamat A-M. Solubilization and Stability of Mitomycin C Solutions Prepared for Intravesical Administration. Drugs R D 2017
4367	Revue	Kinast R.M, Akula K.K, DeBarber A.E, Barker G.T, Gardiner S.K, Whitson E, Mansberger S.L. The Degradation of Mitomycin C Under Various Storage Methods. J Glaucoma 2016 ; 25, 6: 477-481.
4471	Laboratoire	Amétycine 10 mg poudre pour solution injectable - Résumé des caractéristiques du produit - Oct 10, 2019 Kyowa Kirin Pharma 2019

4526	Revue	Nisse, Y.E, Vigneron J, Zenier H, D&#39;Huart E, Demoré B. Stability of mitomycin in polypropylene syringes for use in glaucoma surgery. EJOP 2021 4: 1.
4763	Revue	Almasi J, Erdnuss F, Thiesen J, Krämer I. Physicochemical stability of urea-containing Mitomycin C preparations in glass vials (1.0 mg/mL) and plastic syringes (2.0, 0.4, 0.2 mg/mL) Pharmaceutical Technology in Hospital Pharmacy 2023 ;8,1



# Dictionnaire

 Anticancéreux	 Injectable
 Noms commerciaux	 Stabilité des solutions
 Contenant	 Molécule
 Concentration	 Température
 Conservation	 Durée de stabilité
 Biosimilaire	 Données conflictuelles
 Bibliographie	 Verre
 Eau pour préparation injectable	 A l'abri de la lumière
 Jour	 Heure
 Non précisée	 Polyvinyl chlorure
 Chlorure de sodium 0,9%	 Seringue polypropylène
 Non précisé	 Facteur influençant la stabilité
 Provoque	 Précipitation
 Solvant	 Glucose 5%
 Dégradation	 Augmentation
 Diminution	 Augmentation stabilité
 Compatibilités	 Molécule
 Incompatibilité non précisée	 Incompatible
 Glucose 20%	 Compatible
 Instabilité chimique	 Changement de couleur à 4 heures
 Changement de couleur après 1 heure	 Turbidité en 30 minutes
 Changement de couleur	 NaCl 0,9% ou glucose 5%
 Précipitation immédiate	 Voie d'administration
 Intraveineuse	 Perfusion intraveineuse
 Intraartérielle	 Intravésicale
 Bibliographie	 Dictionnaire